



DRAFT

Texas A&M University

Council on the Built Environment

Space Needs Assessment

Average Existing Office Size Used as Planning Standard

College of

Look College of Engineering



Printed

4/22/2010

Updated: 4/23/2010

COMPUTED SPACE NEEDS

DRAFT

Fall 2008

Summary By Unit

Look College of Engineering

Pg	Department/User Name	Assignable Area			Actual of Computed	Headcount Personnel
		CURRENT Area	Computed NEED	= Difference		
3	Engr Student Services & Acad Prgm	57,055	57,140	-85		37
8	Aerospace Engineering	97,768	103,943	-6,175		178
13	Biomedical Engineering	28,502	67,158	-38,656		104
18	Chemical Engineering	92,450	106,728	-14,278		246
23	Civil Engineering	131,484	174,853	-43,369		493
28	Computer Science	53,396	51,504	1,892		232
33	Electrical Engineering	113,654	231,005	-117,351		696
38	Engr Technologies & Indust Dist	75,285	76,686	-1,401		194
43	Industrial Engineering	33,728	78,354	-44,626		100
48	Mechanical Engineering	96,373	181,804	-85,431		631
53	Nuclear Engineering	33,642	51,670	-18,028		155
58	Petroleum Engineering	49,841	112,164	-62,323		326
		0	0	0		0
64	APPENDIX: Personnel Summary	0	0	0		0
69	APPENDIX: Personnel Listing Detail	0	0	0		0
123	APPENDIX: Special Use Request	0	0	0		0
125	APPENDIX: Space Inventory	0	0	0		0
Total		863,178	1,293,008	-429,830	66.8%	3,392
Adjustments						
	Plus Classrooms	3,069	0	0		0
	Less:	0	0			0
Adjusted Total		866,247	1,293,008	-426,761		3,392

4/23/2010

Summary By Type of Space

DRAFT

TYPE OF SPACE	Assignable Area			Actual of Computed	Headcount Personnel
	Actual	Computed NEED	= Difference		
OFFICE					
Administrator-1	1,073	4,193	-3,120	25.6%	15
Administrator-2	4,555	3,994	562	114.1%	18
Faculty-1	85,008	68,985	16,023	123.2%	429
Faculty-2	0	700	-700	0.0%	5
Staff (Non-Classified)	31,551	50,132	-18,581	62.9%	260
Support (Classified)	37,877	9,812	28,066	386.0%	49
Grad Asst Teaching	118,013	18,476	99,537	638.7%	142
Grad Asst NonTeaching	0	37,221	-37,221	0.0%	584
Grad Asst Research	0	87,695	-87,695	0.0%	1,069
Research Asst	0	3,050	-3,050	0.0%	47
Student Staff	0	12,870	-12,870	0.0%	392
Other	3,009	35,981	-32,972	8.4%	382
OFFICE SUBTOTAL	281,086	333,109	-52,023	84.4%	
Conference	23,626	17,441	6,185	135.5%	
Office Service	5,499	16,656	-11,157	33.0%	
Teaching Laboratory	79,919	87,075	-7,156	91.8%	
Research Laboratories	298,405	586,755	-288,350	50.9%	
Special Use	174,643	251,972	-77,329	69.3%	
GRAND TOTAL	863,178	1,293,008	-429,830	66.8%	3,392

FCOR

4/23/2010

H Major Unit Overall Office Profile: (N)one: Use Planning Standard, (Y)es: Use Existing Avg, (H)ybrid: Use higher of Average or Planning Stand

Dean's Office

Engineering Student Services & Academic Program

Look College of Engineering

Space Needs Assessment



TEXAS A&M UNIVERSITY

Look College of Engineering

COMPUTED SPACE NEEDS


Office Standard Adjusted

DRAFT

Fall 2008

Unit Summary

Engr Student Services & Acad Prgm

 TYPE OF SPACE	Assignable Area			Actual of Computed	Headcount Personnel	
	Actual	-	Computed NEED = Difference			
OFFICE						
Administrator-1	1,073	->	1,073	0	100.0%	2
Administrator-2	0		360	-360	0.0%	2
Faculty-1	0		280	-280	0.0%	2
Faculty-2	0		0	0	#N/A	0
Staff (Non-Classified)	4,046		4,046	0	100.0%	14
Support (Classified)	3,821	->	3,821	0	100.0%	8
Grad Asst Teaching	8,442		8,442	0	100.0%	5
Grad Asst NonTeaching	0		128	-128	0.0%	1
Grad Asst Research	0		128	-128	0.0%	1
Research Asst	0		0	0	#N/A	0
Student Staff	0		60	-60	0.0%	2
Other	0		0	0	#N/A	0
OFFICE SUBTOTAL	17,382		18,338	-956	94.8%	
Conference	1,515		1,515	0	100.0%	
Office Service	1,721		917	804	187.7%	
Teaching Laboratory	10,440		10,345	95	100.9%	
Research Laboratories	992		1,020	-28	97.3%	
Special Use*	25,005		25,005	0	100.0%	
GRAND TOTAL	57,055		57,140	-85	99.9%	37
Classroom	506.0					
TOTAL Space	57,561					

FCOR 4/22/2010

COMPUTED SPACE NEEDS *DRAFT*

Office Standard Adjusted

Office Space

Engr Student Services & Acad Prgm

POSITION	Headcount	x	Standard	=	SQUARE FEET
Administrator-1	2		268	<	537
Administrator-2	2		180		360
Faculty-1	2		140		280
Faculty-2	0		140		0
Staff (Non-Classified)	14		130		1,820
Support (Classified)	8		191	<	1,528
Grad Asst Teaching	5		128	<	640
Grad Asst NonTeaching	1		128	<	128
Grad Asst Research	1		128	<	128
Research Asst	0		60		0
Student Staff	2		30		60
Other	0		65		0
TOTAL	37		148		5,480

Includes: Info Technology and Environmental Prgms

Conference Room	20	x	20		400
Office Service	5,480	x	5.0%		274

TEACHING LABORATORIES

			Square Feet per Station	Total
Contact Hours	1,724.2			
WSCH per Station	20.0			
Number of Stations	86.2	x	120	= 10,345 SqFt

121

COMPUTED SPACE NEEDS

Fall 2008

Research Laboratories

Engr Student Services & Acad Prgm

RESEARCH UNITS

POSITION	F.T.E. or Headcount	Weight Factor	RESEARCH UNITS
Undergraduate FTE Faculty	0.00	x 20%	0.00
Masters FTE Faculty	0.00	x 50%	0.00
PhD FTE Faculty	0.00	x 100%	0.00
Professional (Vet Med) Faculty	0.00	x 100%	0.00
Research FTE Faculty	0.00	x 100%	0.00
Research Staff	0.00	x 100%	0.00
Masters Students	(1)	x 10.00	2.00
PhD Students	(1)	x 10.00	10.00
TOTAL	20.00		12.00

Projected RESEARCH Space Need

(Includes Lab & Lab Service)

RESEARCH UNITS	x	Area per Research Unit	=	Total
EXISTING		82.67		992
Projects	12.00	85.00		1,020

(1) = Headcount or (2) = FTE or ZERO (No Majors & No Semester Credit Hours)

Staff & Academic Data

Engr Student Services & Acad Prgm

Personnel Type	Headcount	Full-Time-Equivalents		Fall 2008	
		Teaching	Research		
Administrator-1	2	0.00	0.00		
Administrator-2	2	0.00	0.00		
Faculty-1	2	0.00	0.00		
Faculty-2	0	0.00	0.00		
Staff (Non-Classified)	8		0.00		
Departmental Majors		Headcount		Laboratory Contact Hours	
Masters	0	Total:		1,724.2	
Doctoral	10				

CURRENT (Semester Credit Hours)

Fall 2008

#	Program Name	Undergrad	Masters	Doctoral	TOTAL
7	Engineering	146	0	2	148
2	Science	0	0	0	0
19	CUSTOM	0	0	0	0
19	CUSTOM	0	0	0	0
19	CUSTOM	0	0	0	0
TOTAL		146	0	2	148

Engr Student Services & Acad Prgm

OFFICE space

 Fall 2008 **DRAFT**

Type	Standard	Average Standard	DATA ENTRY			Hybrid* Standard	per office
			Existing Average	Current Area	Rm Count		
Administrator-1	240	268.3	268.3	1,073	4	268.3	
Administrator-2	180	180.0	0.0	0	0	180.0	
Faculty-1	140	140.0	0.0	0	0	140.0	
Faculty-2	140	140.0	0.0	0	0	140.0	
Staff (Non-Classified)	130	119.0	119.0	4,046	34	130.0	
Support (Classified)	110	191.1	191.1	3,821	10	191.1	2
Grad Asst Teaching	60	127.9	127.9	8,442	33	127.9	2
Grad Asst NonTeaching	60	60.0	0.0	0	0	60.0	3
Grad Asst Research	60	60.0	0.0	0	0	60.0	
Research Asst	60	60.0	0.0	0	0	60.0	
Student Staff	30	30.0	0.0	0	0	30.0	
Other	65	65.0	0.0	0	0	65.0	1
*Maximum of Standard and Average. For other standard, use direct entry				17,382	81		

COMPUTED SPACE NEEDS

DRAFT

Special Use Space

Engr Student Services & Acad Prgm

			SQ FT
Faculty & Staff <u>Headcount</u>	Area per × <u>Faculty/Staff</u>		
		=	<u>Total Area</u>
Current	20	1250	25,005

PROJECTED SPECIAL USE NEEDS **0 Additional**

TOTAL NEED **25,005** Square Feet

Additional Needs **0**

TYPE OF SPACE	AREA

Listing of specialized spaces not currently on the facilities inventory, but required to accomplish the departmental mission. Excludes: Office, Office Service, Conference Rooms, Research & Teaching Laboratories spaces which will be projected elsewhere in the space needs assessment study.

Aerospace Engineering

Look College of Engineering

Space Needs Assessment




TEXAS A&M UNIVERSITY

COMPUTED SPACE NEEDS

DRAFT Fall 2008

Unit Summary

Aerospace Engineering

 TYPE OF SPACE	Assignable Area			Actual of Computed	Headcount Personnel	
	Actual	-	Computed NEED = Difference			
OFFICE						
Administrator-1	0		3,120	-3,120	0.0%	13
Administrator-2	1,039		0	1,039	#N/A	0
Faculty-1	7,199		5,100	2,099	141.2%	34
Faculty-2	0		0	0	#N/A	0
Staff (Non-Classified)	3,276		1,747	1,529	187.5%	8
Support (Classified)	2,705		330	2,375	819.7%	3
Grad Asst Teaching	7,290		0	7,290	#N/A	0
Grad Asst NonTeaching	0		600	-600	0.0%	10
Grad Asst Research	0		5,820	-5,820	0.0%	97
Research Asst	0		420	-420	0.0%	7
Student Staff	0		0	0	#N/A	0
Other	315		945	-630	33.3%	6
OFFICE SUBTOTAL	21,824		18,082	3,742	120.7%	
Conference	2,505		1,100	1,405	227.7%	
Office Service	805		904	-99	89.0%	
Teaching Laboratory	1,196		1,293	-97	92.5%	
Research Laboratories	54,150		36,546	17,604	148.2%	
Special Use	17,288		46,018	-28,730	37.6%	
GRAND TOTAL	97,768		103,943	-6,175	94.1%	178
Classroom	0.0					
TOTAL Space	97,768					

FCOR 4/22/2010

COMPUTED SPACE NEEDS

DRAFT

Office Standard Adjusted

Office Space

Aerospace Engineering

POSITION	Headcount	x	Standard	=	SQUARE FEET
Administrator-1	13		240		3,120
Administrator-2	0		180		0
Faculty-1	34		150 <		5,100
Faculty-2	0		140		0
Staff (Non-Classified)	8		218 <		1,747
Support (Classified)	3		110		330
Grad Asst Teaching	0		60		0
Grad Asst NonTeaching	10		60		600
Grad Asst Research	97		60		5,820
Research Asst	7		60		420
Student Staff	0		30		0
Other	6		158 <		945
TOTAL	178		102		18,082

Conference Room	55	x	20		1,100
Office Service	18,082	x	5.0%		904

TEACHING LABORATORIES

	Contact Hours	WSCH per Station	Number of Stations	x	Square Feet per Station	=	Total
	1,077.8	25.0	43.1	x	30	=	1,293 SqFt

28

COMPUTED SPACE NEEDS

Fall 2008

Research Laboratories

Aerospace Engineering

RESEARCH UNITS

POSITION	F.T.E. or Headcount	x	Weight Factor	RESEARCH UNITS
Undergraduate FTE Faculty	10.76	x	20%	2.15
Masters FTE Faculty	2.69	x	50%	1.34
PhD FTE Faculty	3.96	x	100%	3.96
Professional (Vet Med) Faculty	0.00	x	100%	0.00
Research FTE Faculty	14.30	x	100%	14.30
Research Staff	1.30	x	100%	1.30
Masters Students	(1) 67.00	x	20%	13.40
PhD Students	(1) 61.00	x	100%	61.00
TOTAL	161.01			97.46

Projected RESEARCH Space Need

(Includes Lab & Lab Service)

RESEARCH UNITS	x	Area per Research Unit	=	Total
EXISTING		555.64		54,150
Projected 97.46		375.00		36,546

(1) = Headcount or (2) = FTE or ZERO (No Majors & No Semester Credit Hours)

Staff & Academic Data

Aerospace Engineering

Personnel Type	Headcount	Full-Time-Equivalents		Fall 2008
		Teaching	Research	
Administrator-1	13	1.20	2.70	
Administrator-2	0	0.00	0.00	
Faculty-1	34	16.20	14.30	
Faculty-2	0	0.00	0.00	
Staff (Non-Classified)	8		1.30	

Departmental Majors		Headcount
Masters		67
Doctoral		61

Laboratory Contact Hours	
Total:	1,077.8

CURRENT (Semester Credit Hours)

Fall 2008

#	Program Name	Undergrad	Masters	Doctoral	TOTAL
7	Engineering	3,881	517	476	4,874
19		0	0	0	0
19		0	0	0	0
19		0	0	0	0
19		0	0	0	0
TOTAL		3,881	517	476	4,874

OFFICE space

Aerospace Engineering

DRAFT

Type	Standard	Average Standard	DATA ENTRY			Hybrid* Standard	per office
			Existing Average	Current Area	Rm Count		
Administrator-1	240	240.0	0.0	0	0	240.0	
Administrator-2	180	173.2	173.2	1,039	6	180.0	
Faculty-1	140	150.0	150.0	7,199	48	150.0	
Faculty-2	140	140.0	0.0	0	0	140.0	
Staff (Non-Classified)	130	218.4	218.4	3,276	15	218.4	
Support (Classified)	110	104.1	104.1	2,705	13	110.0	2
Grad Asst Teaching	60	56.5	56.5	7,290	43	60.0	3
Grad Asst NonTeaching	60	60.0	0.0	0	0	60.0	3
Grad Asst Research	60	60.0	0.0	0	0	60.0	
Research Asst	60	60.0	0.0	0	0	60.0	
Student Staff	30	30.0	0.0	0	0	30.0	
Other	65	157.5	157.5	315	2	157.5	1
*Maximum of Standard and Average. For other standard, use direct entry				21,824	127		

COMPUTED SPACE NEEDS

DRAFT

Special Use Space

Aerospace Engineering

		SQ FT	
Faculty & Staff	Area per		Total
<u>Headcount</u>	× <u>Faculty/Staff</u>	=	<u>Area</u>
Current	55	314	17,288

PROJECTED SPECIAL USE NEEDS **28,730 Additional**

TOTAL NEED **46,018** Square Feet

Additional Needs **28,730**

TYPE OF SPACE	AREA
file storage	300
kitchenette	80
storage	150
supplies/work room	200
AIAA Student Chapter Space	1,000
Video Conf/Workshop	1,000
Windtunnel Laboratories	3,000
Capstone Design Shop Areas	1,000
Airplane Storage Hangar (Riverside)	7,500
Unsteady Wind Tunnel	4,500
LASR lab	5,000
Interdisciplinary Space Labs (TiIMS, Hypersonics Cntr, IIMEC)	5,000

Listing of specialized spaces not currently on the facilities inventory, but required to accomplish the departmental mission. Excludes: Office, Office Service, Conference Rooms, Research & Teaching Laboratories spaces which will be projected elsewhere in the space needs assessment study.

Biomedical Engineering

Look College of Engineering

Space Needs Assessment



Facilities
COORDINATION

TEXAS A&M UNIVERSITY

Look College of Engineering


COMPUTED SPACE NEEDS

DRAFT

Fall 2008

Unit Summary

Biomedical Engineering

 TYPE OF SPACE	Assignable Area			Actual of Computed	Headcount Personnel
	Actual	-	Computed NEED = Difference		
OFFICE					
Administrator-1	0		0	#N/A	0
Administrator-2	0		180	0.0%	1
Faculty-1	3,431		2,941	116.7%	18
Faculty-2	0		0	#N/A	0
Staff (Non-Classified)	1,074		1,381	77.8%	9
Support (Classified)	797		399	200.0%	1
Grad Asst Teaching	3,011		240	1254.6%	4
Grad Asst NonTeaching	0		0	#N/A	0
Grad Asst Research	0		3,060	0.0%	51
Research Asst	0		0	#N/A	0
Student Staff	0		510	0.0%	17
Other	0		195	0.0%	3
OFFICE SUBTOTAL	8,313		8,905	93.3%	
Conference	512		560	91.4%	
Office Service	112		445	25.2%	
Teaching Laboratory	990		1,050	94.3%	
Research Laboratories	15,307		47,910	31.9%	
Special Use	3,268		8,288	39.4%	
GRAND TOTAL	28,502		67,158	42.4%	104
Classroom	0.0				
TOTAL Space	28,502				

FCOR 4/22/2010

Look College of Engineering

4/22/2010

Fall 2008

COMPUTED SPACE NEEDS *DRAFT*

Office Standard Adjusted

Office Space

Biomedical Engineering

POSITION	Headcount	x	Standard	=	SQUARE FEET
Administrator-1	0		240		0
Administrator-2	1		180		180
Faculty-1	18		163 <		2,941
Faculty-2	0		140		0
Staff (Non-Classified)	9		153 <		1,381
Support (Classified)	1		399 <		399
Grad Asst Teaching	4		60		240
Grad Asst NonTeaching	0		60		0
Grad Asst Research	51		60		3,060
Research Asst	0		60		0
Student Staff	17		30		510
Other	3		65		195
TOTAL	104		86		8,905

Conference Room	28	x	20		560
Office Service	8,905	x	5.0%		445

TEACHING LABORATORIES

			Square Feet per Station	Total
Contact Hours	328.2			
WSCH per Station	25.0			
Number of Stations	13.1	x	80	= 1,050 SqFt

75

COMPUTED SPACE NEEDS

Fall 2008

Research Laboratories

Biomedical Engineering

RESEARCH UNITS

POSITION	F.T.E. or Headcount	Weight Factor	RESEARCH UNITS
Undergraduate FTE Faculty	8.12 x	20%	1.62
Masters FTE Faculty	2.24 x	50%	1.12
PhD FTE Faculty	3.54 x	100%	3.54
Professional (Vet Med) Faculty	0.00 x	100%	0.00
Research FTE Faculty	4.60 x	100%	4.60
Research Staff	0.00 x	100%	0.00
Masters Students	(1) 445.00 x	20%	89.00
PhD Students	(1) 37.00 x	100%	37.00
TOTAL	500.50		136.89

Projected RESEARCH Space Need

(Includes Lab & Lab Service)

RESEARCH UNITS	x	Area per Research Unit	=	Total
EXISTING		111.82		15,307
Projecte	136.89	350.00		47,910

(1) = Headcount or (2) = FTE or ZERO (No Majors & No Semester Credit Hours)



Staff & Academic Data

Biomedical Engineering

Personnel Type	Headcount	Full-Time-Equivalents		Fall 2008
		Teaching	Research	
Administrator-1	0	0.00	0.00	
Administrator-2	1	0.40	0.10	
Faculty-1	18	13.50	4.50	
Faculty-2	0	0.00	0.00	
Staff (Non-Classified)	9		0.00	
Departmental Majors		Headcount		
Masters		445		
Doctoral		37		
		Laboratory Contact Hours		
		Total:	328.2	

CURRENT (Semester Credit Hours)

Fall 2008

#	Program Name	Undergrad	Masters	Doctoral	TOTAL
7	Engineering	1,974	290	287	2,551
19	CUSTOM	0	0	0	0
19	CUSTOM	0	0	0	0
19	CUSTOM	0	0	0	0
19	CUSTOM	0	0	0	0
TOTAL		1,974	290	287	2,551

DRAFT

OFFICE space

Biomedical Engineering

Type	Standard	Average Standard	DATA ENTRY			Hybrid* Standard	per office
			Existing Average	Current Area	Rm Count		
Administrator-1	240	240.0	0.0	0	0	240.0	
Administrator-2	180	180.0	0.0	0	0	180.0	
Faculty-1	140	163.4	163.4	3,431	21	163.4	
Faculty-2	140	140.0	0.0	0	0	140.0	
Staff (Non-Classified)	130	153.4	153.4	1,074	7	153.4	
Support (Classified)	110	398.5	398.5	797	1	398.5	2
Grad Asst Teaching	60	55.8	55.8	3,011	18	60.0	3
Grad Asst NonTeaching	60	60.0	0.0	0	0	60.0	3
Grad Asst Research	60	60.0	0.0	0	0	60.0	
Research Asst	60	60.0	0.0	0	0	60.0	
Student Staff	30	30.0	0.0	0	0	30.0	
Other	65	65.0	0.0	0	0	65.0	1
*Maximum of Standard and Average. For other standard, use direct entry				8,313	47		

Look College of Engineering

4/22/2010

COMPUTED SPACE NEEDS

DRAFT

Fall 2008

Special Use Space

Biomedical Engineering

	SQ FT		
Faculty & Staff	Area per		Total
<u>Headcount</u>	× <u>Faculty/Staff</u>	=	<u>Area</u>
Current	28	117	3,268

PROJECTED SPECIAL USE NEEDS **5,020 Additional**

TOTAL NEED **8,288** Square Feet

Additional Needs 5,020

<u>TYPE OF SPACE</u>	<u>AREA</u>
1 Breakroom: breakroom	200
1 Computer Lab: student computer lab	1,750
2 Office Equipment: copy room and mail room	270
3 Office Storage: storage and file room	1,500
1 Reception: secretary and student areas and waiting	900
1 Server Room: department, faculty servers and sup	400

Listing of specialized spaces not currently on the facilities inventory, but required to accomplish the departmental mission. Excludes: Office, Office Service, Conference Rooms, Research & Teaching Laboratories spaces which will be projected elsewhere in the space needs assessment study.

Chemical Engineering

Look College of Engineering Space Needs Assessment

Look College of Engineering

COMPUTED SPACE NEEDS


DRAFT

Fall 2008

Unit Summary

Exercise Physiology Needs projected separately

Chemical Engineering

 TYPE OF SPACE	Assignable Area			Actual of Computed	Headcount Personnel
	Actual	-	Computed NEED = Difference		
OFFICE					
Administrator-1	0		0	0	#N/A 0
Administrator-2	305		305	0	100.0% 1
Faculty-1	6,544		5,272	1,272	124.1% 29
Faculty-2	0		0	0	#N/A 0
Staff (Non-Classified)	3,248		7,146	-3,898	45.5% 44
Support (Classified)	0		550	-550	0.0% 5
Grad Asst Teaching	11,847		0	11,847	#N/A 0
Grad Asst NonTeaching	0		718	-718	0.0% 4
Grad Asst Research	0		18,848	-18,848	0.0% 105
Research Asst	0		0	0	#N/A 0
Student Staff	0		1,740	-1,740	0.0% 58
Other	0		0	0	#N/A 0
OFFICE SUBTOTAL	21,944		34,578	-12,634	63.5%
Conference	2,711		2,711	0	100.0%
Office Service	341		1,729	-1,388	19.7%
Teaching Laboratory	0		668	-668	0.0%
Research Laboratories	50,863		50,451	412	100.8%
Special Use	16,591		16,591	0	100.0%
GRAND TOTAL	92,450		106,728	-14,278	86.6% 246
Classroom	0.0				
TOTAL Space	92,450				

Includes: Chemical Engineering - MCF staff

FCOR 4/22/2010

COMPUTED SPACE NEEDS

DRAFT

Office Standard Adjusted

Office Space

Chemical Engineering

POSITION	Headcount	x	Standard	=	SQUARE FEET
Administrator-1	0		240		0
Administrator-2	1		305 <		305
Faculty-1	29		182 <		5,272
Faculty-2	0		140		0
Staff (Non-Classified)	44		162 <		7,146
Support (Classified)	5		110		550
Grad Asst Teaching	0		180 <		0
Grad Asst NonTeaching	4		180 <		718
Grad Asst Research	105		180 <		18,848
Research Asst	0		60		0
Student Staff	58		30		1,740
Other	0		65		0
TOTAL	246		141		34,578

Includes: Chemical Engineering - MCF staff

Conference Room	74	x	20		1,480
Office Service	34,578	x	5.0%		1,729

TEACHING LABORATORIES

			Square Feet per Station	Total
Contact Hours	834.6			
WSCH per Station	25.0			
Number of Stations	33.4	x	20	= 668 SqFt

COMPUTED SPACE NEEDS

Fall 2008

Research Laboratories

Chemical Engineering

RESEARCH UNITS

POSITION	F.T.E. or Headcount	Weight Factor	RESEARCH UNITS
Undergraduate FTE Faculty	11.81 x	20%	2.36
Masters FTE Faculty	2.27 x	50%	1.13
PhD FTE Faculty	5.52 x	100%	5.52
Professional (Vet Med) Faculty	0.00 x	100%	0.00
Research FTE Faculty	9.10 x	100%	9.10
Research Staff	5.00 x	100%	5.00
Masters Students	(1) 70.00 x	20%	14.00
PhD Students	(1) 75.00 x	100%	75.00
TOTAL	178.69		112.11

Projected RESEARCH Space Need

(Includes Lab & Lab Service)

RESEARCH UNITS	x	Area per Research Unit	=	Total
EXISTING		453.68		50,863
Projected 112.11		450.00		50,451

(1) = Headcount or (2) = FTE or ZERO (No Majors & No Semester Credit Hours)

Staff & Academic Data

Chemical Engineering

Personnel Type	Headcount	Full-Time-Equivalents		Fall 2008
		Teaching	Research	
Administrator-1	0	0.00	0.00	
Administrator-2	1	0.30	0.30	
Faculty-1	29	19.30	8.80	
Faculty-2	0	0.00	0.00	
Staff (Non-Classified)	44		5.00	

Departmental Majors		Headcount	Laboratory Contact Hours	
Masters		70	Total:	834.6
Doctoral		75		

CURRENT (Semester Credit Hours)

Fall 2008

#	Program Name	Undergrad	Masters	Doctoral	TOTAL
1	Liberal Arts	360	0	0	360
7	Engineering	3,565	391	601	4,557
17	Business Admin.	111	0	0	111
2	Science	0	4	0	4
19	CUSTOM	0	0	0	0
TOTAL		4,036	395	601	5,032

DRAFT

OFFICE space

Chemical Engineering

Type	Standard	Average Standard	DATA ENTRY			Hybrid* Standard	per office
			Existing Average	Current Area	Rm Count		
Administrator-1	240	240.0	0.0	0	0	240.0	
Administrator-2	180	305.0	305.0	305	1	305.0	
Faculty-1	140	181.8	181.8	6,544	36	181.8	
Faculty-2	140	140.0	0.0	0	0	140.0	
Staff (Non-Classified)	130	162.4	162.4	3,248	20	162.4	
Support (Classified)	110	110.0	0.0	0	0	110.0	2
Grad Asst Teaching	60	179.5	179.5	11,847	11	179.5	6
Grad Asst NonTeaching	60	60.0	0.0	0	0	60.0	3
Grad Asst Research	60	60.0	0.0	0	0	60.0	
Research Asst	60	60.0	0.0	0	0	60.0	
Student Staff	30	30.0	0.0	0	0	30.0	
Other	65	65.0	0.0	0	0	65.0	
*Maximum of Standard and Average. For other standard, use direct entry				21,944	68		

COMPUTED SPACE NEEDS

DRAFT

Special Use Space

Chemical Engineering

		SQ FT	
Faculty & Staff	Area per		Total
<u>Headcount</u>	X <u>Faculty/Staff</u>	=	<u>Area</u>
Current	74	224	16,591

PROJECTED SPECIAL USE NEEDS **0 Additional**

TOTAL NEED **16,591** Square Feet

Additional Needs **0**

TYPE OF SPACE	AREA
None Provided	0

Listing of specialized spaces not currently on the facilities inventory, but required to accomplish the departmental mission. Excludes: Office, Office Service, Conference Rooms, Research & Teaching Laboratories spaces which will be projected elsewhere in the space needs assessment study.

Civil Engineering

Look College of Engineering Space Needs Assessment

Look College of Engineering


COMPUTED SPACE NEEDS

DRAFT

Fall 2008

Unit Summary

Civil Engineering

 TYPE OF SPACE	Assignable Area			Actual of Computed	Headcount Personnel
	Actual	-	Computed NEED =		
OFFICE					
Administrator-1	0		0	0	#N/A 0
Administrator-2	725		0	725	#N/A 0
Faculty-1	16,403		5,584	10,819	293.8% 32
Faculty-2	0		0	0	#N/A 0
Staff (Non-Classified)	3,296		2,060	1,237	160.0% 15
Support (Classified)	6,796		485	6,311	1400.1% 3
Grad Asst Teaching	19,145		993	18,152	1928.8% 14
Grad Asst NonTeaching	0		23,880	-23,880	0.0% 398
Grad Asst Research	0		480	-480	0.0% 8
Post Doc	0		420	-420	0.0% 6
Student Staff	0		210	-210	0.0% 7
Visiting Scholars	0		1,745	-1,745	0.0% 10
OFFICE SUBTOTAL	46,365		35,857	10,509	129.3%
Conference	3,917		940	2,977	416.7%
Office Service	853		1,793	-940	47.6%
Teaching Laboratory	10,423		15,575	-5,152	66.9%
Research Laboratories	42,096		84,619	-42,523	49.7%
Special Use	27,830		36,070	-8,240	77.2%
GRAND TOTAL	131,484		174,853	-43,369	75.2% 493
Classroom	880.0				
TOTAL Space	132,364				

FCOR 4/22/2010

COMPUTED SPACE NEEDS

DRAFT

Office Standard Adjusted

Office Space

Civil Engineering

POSITION	Headcount	x	Standard	=	SQUARE FEET
Administrator-1	0		240		0
Administrator-2	0		242	<	0
Faculty-1	32		175	<	5,584
Faculty-2	0		140		0
Staff (Non-Classified)	15		137	<	2,060
Support (Classified)	3		162	<	485
Grad Asst Teaching	14		71	<	993
Grad Asst NonTeaching	398		60		23,880
Grad Asst Research	8		60		480
Post Doc	6		70	<	420
Student Staff	7		30		210
Visiting Scholars	10		175	<	1,745
TOTAL	493		73		35,857

Conference Room	47	x	20		940
Office Service	35,857	x	5.0%		1,793

TEACHING LABORATORIES

			Square Feet per Station	Total
Contact Hours	2,595.8			
WSCH per Station	25.0			
Number of Stations	103.8	x	150	= 15,575 SqFt

COMPUTED SPACE NEEDS

Fall 2008

Research Laboratories

Civil Engineering

RESEARCH UNITS

POSITION	F.T.E. or Headcount	Weight Factor	RESEARCH UNITS
Undergraduate FTE Faculty	24.95 x	20%	4.99
Masters FTE Faculty	13.03 x	50%	6.52
PhD FTE Faculty	9.74 x	100%	9.74
Professional (Vet Med) Faculty	0.00 x	100%	0.00
Research FTE Faculty	15.20 x	100%	15.20
Research Staff	0.00 x	100%	0.00
Masters Students	(1) 261.00 x	20%	52.20
PhD Students	(1) 137.00 x	100%	137.00
TOTAL	460.93		225.65

Projected RESEARCH Space Need

(Includes Lab & Lab Service)

RESEARCH UNITS	x	Area per Research Unit	=	Total
EXISTING		186.55		42,096
Projected	225.65	375.00		84,619

(1) = Headcount or (2) = FTE or ZERO (No Majors & No Semester Credit Hours)

Staff & Academic Data

Civil Engineering

Personnel Type	Headcount	Full-Time-Equivalents		Fall 2008
		Teaching	Research	
Administrator-1	0	0.00	0.00	
Administrator-2	0	0.00	0.00	
Faculty-1	32 ??	47.70	15.20	
Faculty-2	0	0.00	0.00	
Staff (Non-Classified)	15		0.00	

Departmental Majors		Headcount
Masters		261
Doctoral		137

398

Laboratory Contact Hours	
Total:	2,595.8

CURRENT (Semester Credit Hours)

Fall 2008

#	Program Name	Undergrad	Masters	Doctoral	TOTAL
1	Liberal Arts	507	0	0	507
7	Engineering	7,496	2,177	1,017	10,690
19	CUSTOM	0	0	0	0
19	CUSTOM	0	0	0	0
19	CUSTOM	0	0	0	0
TOTAL		8,003	2,177	1,017	11,197

DRAFT

OFFICE space

Civil Engineering

Type	Standard	Average Standard	DATA ENTRY			Hybrid* Standard	per office
			Existing Average	Current Area	Rm Count		
Administrator-1	240	240.0	0.0	0	0	240.0	
Administrator-2	180	241.7	241.7	725	3	241.7	
Faculty-1	140	174.5	174.5	16,403	94	174.5	
Faculty-2	140	140.0	0.0	0	0	140.0	
Staff (Non-Classified)	130	137.3	137.3	3,296	24	137.3	
Support (Classified)	110	161.8	161.8	6,796	14	161.8	3
Grad Asst Teaching	60	70.9	70.9	19,145	90	70.9	3
Grad Asst NonTeaching	60	60.0	0.0	0	0	60.0	3
Grad Asst Research	60	60.0	0.0	0	0	60.0	
Post Doc	60	70.0	0.0	0	0	70.0	2
Student Staff	30	30.0	0.0	0	0	30.0	
Other	65	174.5	0.0	0	0	174.5	1
*Maximum of Standard and Average. For other standard, use direct entry				46,365	225		

COMPUTED SPACE NEEDS

DRAFT

Special Use Space

Civil Engineering

SQ FT

$$\text{Faculty \& Staff Headcount} \times \text{Area per Faculty/Staff} = \text{Total Area}$$

Current	47	592	27,830
---------	----	-----	--------

PROJECTED SPECIAL USE NEEDS **8,240 Additional**

TOTAL NEED **36,070** Square Feet

Additional Needs **8,240**

TYPE OF SPACE	AREA
1 Medium Server Room	300
Emeritus Faculty space	300
Capstone Project Design Space	1,200
ASCE Auditorium	5,940
Student Organization space	500

Listing of specialized spaces not currently on the facilities inventory, but required to accomplish the departmental mission. Excludes: Office, Office Service, Conference Rooms, Research & Teaching Laboratories spaces which will be projected elsewhere in the space needs assessment study.

Computer Science

Look College of Engineering Space Needs Assessment

Look College of Engineering


COMPUTED SPACE NEEDS

DRAFT

Fall 2008

Unit Summary

Computer Science

 DRAFT TYPE OF SPACE	Assignable Area			Actual of Computed	Headcount Personnel
	Actual	-	Computed NEED =		
OFFICE					
Administrator-1	0		0	0	#N/A 0
Administrator-2	181		1,086	-905	16.7% 6
Faculty-1	8,186		6,101	2,085	134.2% 41
Faculty-2	0		700	-700	0.0% 5
Staff (Non-Classified)	2,190		2,860	-670	76.6% 22
Support (Classified)	1,940		388	1,552	500.0% 2
Grad Asst Teaching	15,896		0	15,896	#N/A 0
Grad Asst NonTeaching	0		3,622	-3,622	0.0% 54
Grad Asst Research	0		4,225	-4,225	0.0% 63
Research Asst	0		0	0	#N/A 0
Student Staff	0		2,220	-2,220	0.0% 37
Other	232		232	0	100.0% 2
OFFICE SUBTOTAL	28,625		21,434	7,191	133.6%
Conference	2,931		2,000	931	146.6%
Office Service	83		1,072	-989	7.7%
Teaching Laboratory	4,304		4,486	-182	95.9%
Research Laboratories	2,715		4,974	-2,259	54.6%
Special Use	14,738		17,538	-2,800	84.0%
GRAND TOTAL	53,396		51,504	1,892	103.7%
Classroom	0.0				
TOTAL Space	53,396				

FCOR 4/23/2010

COMPUTED SPACE NEEDS **DRAFT**

Office Standard Adjusted

Office Space

Computer Science

POSITION	Headcount	x	Standard	=	SQUARE FEET
Administrator-1	0		240		0
Administrator-2	6		181 <		1,086
Faculty-1	41		149 <		6,101
Faculty-2	5		140		700
Staff (Non-Classified)	22		130		2,860
Support (Classified)	2		194 <		388
Grad Asst Teaching	0		67 <		0
Grad Asst NonTeaching	54		67 <		3,622
Grad Asst Research	63		67 <		4,225
Research Asst	0		60		0
Student Staff	37		60 <		2,220
Other	2		116 <		232
TOTAL	232		92		21,434

Conference Room	74	x	20		1,480
Office Service	21,434	x	5.0%		1,072

TEACHING LABORATORIES

	Contact Hours	WSCH per Station	Number of Stations	Square Feet per Station	Total
	1,725.4	25.0	69.0 x	65	4,486 SqFt

62

COMPUTED SPACE NEEDS

Fall 2008

Research Laboratories

Computer Science

RESEARCH UNITS

POSITION	F.T.E. or Headcount	Weight Factor	RESEARCH UNITS
Undergraduate FTE Faculty	11.26 x	20%	2.25
Masters FTE Faculty	5.64 x	50%	2.82
PhD FTE Faculty	6.79 x	100%	6.79
Professional (Vet Med) Faculty	0.00 x	100%	0.00
Research FTE Faculty	23.30 x	100%	23.30
Research Staff	0.00 x	100%	0.00
Masters Students	(1) 159.00 x	20%	31.80
PhD Students	(1) 132.00 x	100%	132.00
TOTAL	337.99		198.96

Projected RESEARCH Space Need

(Includes Lab & Lab Service)

RESEARCH UNITS	x	Area per Research Unit	=	Total
EXISTING		13.65		2,715
Projecte	198.96	25.00		4,974

(1) = Headcount or (2) = FTE or ZERO (No Majors & No Semester Credit Hours)

Staff & Academic Data

Computer Science

Personnel Type	Headcount	Full-Time-Equivalents		Fall 2008
		Teaching	Research	
Administrator-1	0	0.00	0.00	
Administrator-2	6	0.50	0.50	
Faculty-1	41 ??	23.20	22.80	
Faculty-2	5	0.00	0.00	
Staff (Non-Classified)	22		0.00	

Departmental Majors		Headcount	Laboratory Contact Hours	
Masters		159	Total:	1,725.4
Doctoral		132		

CURRENT (Semester Credit Hours)

Fall 2008

#	Program Name	Undergrad	Masters	Doctoral	TOTAL
2	Science	109	37	15	161
7	Engineering	4,799	1,286	980	7,065
18	Technology	84	0	0	84
19	CUSTOM	0	0	0	0
19	CUSTOM	0	0	0	0
TOTAL		4,992	1,323	995	7,310

DRAFT

OFFICE space

Computer Science

Type	Standard	Average Standard	DATA ENTRY			Hybrid* Standard	per office
			Existing Average	Current Area	Rm Count		
Administrator-1	240	240.0	0.0	0	0	240.0	
Administrator-2	180	181.0	181.0	181	1	181.0	
Faculty-1	140	148.8	148.8	8,186	55	148.8	
Faculty-2	140	140.0	0.0	0	0	140.0	
Staff (Non-Classified)	130	115.3	115.3	2,190	19	130.0	
Support (Classified)	110	194.0	194.0	1,940	5	194.0	2
Grad Asst Teaching	60	67.1	67.1	15,896	79	67.1	3
Grad Asst NonTeaching	60	60.0	0.0	0	0	60.0	3
Grad Asst Research	60	60.0	0.0	0	0	60.0	
Research Asst	60	60.0	0.0	0	0	60.0	
Student Staff	30	60.0	0.0	0	0	60.0	
Other	65	116.0	116.0	232	2	116.0	1
*Maximum of Standard and Average. For other standard, use direct entry				28,625	161		

Look College of Engineering

4/23/2010

COMPUTED SPACE NEEDS

DRAFT

Fall 2008

Special Use Space

Computer Science

	SQ FT		
Faculty & Staff Headcount	Area per Faculty/Staff	Total Area	=
Current	74	199	14,738

PROJECTED SPECIAL USE NEEDS 2,800 Additional

TOTAL NEED 17,538 Square Feet

Additional Needs 2,800

TYPE OF SPACE	AREA
Server Room	1400
Department Meeting space	700
Student Organization Space	700

Listing of specialized spaces not currently on the facilities inventory, but required to accomplish the departmental mission. Excludes: Office, Office Service, Conference Rooms, Research & Teaching Laboratories spaces which will be projected elsewhere in the space needs assessment study.

Electrical Engineering

Look College of Engineering

Space Needs Assessment



Facilities
COORDINATION

TEXAS A&M UNIVERSITY

Look College of Engineering


COMPUTED SPACE NEEDS

DRAFT

Fall 2008

Unit Summary

Electrical Engineering

 TYPE OF SPACE	Assignable Area			Actual of Computed	Headcount Personnel
	Actual	-	Computed NEED* =		
OFFICE					
Administrator-1	0		0	0	#N/A 0
Administrator-2	436		218	218	200.0% 1
Faculty-1	13,727		13,885	-158	98.9% 87
Faculty-2	0		0	0	#N/A 0
Staff (Non-Classified)	4,088		9,709	-5,621	42.1% 38
Support (Classified)	7,835		1,679	6,156	466.7% 9
Grad Asst Teaching	15,498		2,970	12,528	521.8% 46
Grad Asst NonTeaching	0		517	-517	0.0% 8
Grad Asst Research	0		7,877	-7,877	0.0% 122
Research Assistant	0		0	0	#N/A 0
Student Staff	0		2,220	-2,220	0.0% 74
Other	184		28,612	-28,428	0.6% 311
OFFICE SUBTOTAL	41,768		67,687	-25,919	61.7%
Conference	2,518		2,520	-2	99.9%
Office Service	217		3,384	-3,167	6.4%
Teaching Laboratory	9,355		9,445	-90	99.0%
Research Laboratories	45,842		134,015	-88,173	34.2%
Special Use	13,954		13,954	0	100.0%
GRAND TOTAL	113,654		231,005	-117,351	49.2%
Classroom	0.0				
TOTAL Space	113,654				

FCOR 4/23/2010

COMPUTED SPACE NEEDS

DRAFT

Office Standard Adjusted

Office Space

Electrical Engineering

POSITION	Headcount	x	Standard	=	SQUARE FEET
Administrator-1	0		240		0
Administrator-2	1		218 <		218
Faculty-1	87		160 <		13,885
Faculty-2	0		140		0
Staff (Non-Classified)	38		256 <		9,709
Support (Classified)	9		187 <		1,679
Grad Asst Teaching	46		65 <		2,970
Grad Asst NonTeaching	8		65 <		517
Grad Asst Research	122		65 <		7,877
Research Assistant	0		60		0
Student Staff	74		30		2,220
Other	311		92 <		28,612
TOTAL	696		97		67,687

Conference Room	126	x	20		2,520
Office Service	67,687	x	5.0%		3,384

TEACHING LABORATORIES

			Square Feet per Station	Total
Contact Hours	3,148.2			
WSCH per Station	25.0			
Number of Stations	125.9	x	75	= 9,445 SqFt

74

COMPUTED SPACE NEEDS

Fall 2008

Research Laboratories

Electrical Engineering

RESEARCH UNITS

POSITION	F.T.E. or Headcount	Weight Factor	RESEARCH UNITS
Undergraduate FTE Faculty	0.00 x	20%	0.00
Masters FTE Faculty	0.00 x	50%	0.00
PhD FTE Faculty	0.00 x	100%	0.00
Professional (Vet Med) Faculty	0.00 x	100%	0.00
Research FTE Faculty	48.30 x	100%	48.30
Research Staff	21.00 x	100%	21.00
Masters Students	(1) 263.00 x	20%	52.60
PhD Students	(1) 261.00 x	100%	261.00
TOTAL	593.30		382.90

Projected RESEARCH Space Need

(Includes Lab & Lab Service)

RESEARCH UNITS	x	Area per Research Unit	=	Total
EXISTING		119.72		45,842
Projected	382.90	350.00		134,015

(1) = Headcount or (2) = FTE or ZERO (No Majors & No Semester Credit Hours)



Staff & Academic Data

Electrical Engineering

Personnel Type	Headcount	Full-Time-Equivalents		Fall 2008
		Teaching	Research	
Administrator-1	0	0.00	0.00	
Administrator-2	1	0.50	0.50	
Faculty-1	87	38.40	47.80	
Faculty-2	0	0.00	0.00	
Staff (Non-Classified)	38		21.00	

Departmental Majors		Headcount	Laboratory Contact Hours	
Masters		263	Total:	3,148.2
Doctoral		261		

CURRENT (Semester Credit Hours)

Fall 2008

#	Program Name	Undergrad	Masters	Doctoral	TOTAL
2	Science	1	0	0	1
19	CUSTOM	0	0	0	0
19	CUSTOM	0	0	0	0
19	CUSTOM	0	0	0	0
19	CUSTOM	0	0	0	0
TOTAL		1	0	0	1

DRAFT

OFFICE space

Electrical Engineering

Type	Standard	Average Standard	DATA ENTRY			Hybrid* Standard	per office
			Existing Average	Current Area	Rm Count		
Administrator-1	240	240.0	0.0	0	0	240.0	
Administrator-2	180	218.0	218.0	436	2	218.0	
Faculty-1	140	159.6	159.6	13,727	86	159.6	
Faculty-2	140	140.0	0.0	0	0	140.0	
Staff (Non-Classified)	130	255.5	255.5	4,088	16	255.5	
Support (Classified)	110	186.6	186.6	7,835	21	186.6	2
Grad Asst Teaching	60	64.6	64.6	15,498	80	64.6	3
Grad Asst NonTeaching	60	60.0	0.0	0	0	60.0	3
Grad Asst Research	60	60.0	0.0	0	0	60.0	
Research Assistant	60	60.0	0.0	0	0	60.0	
Student Staff	30	30.0	0.0	0	0	30.0	
Other	65	92.0	92.0	184	1	92.0	2
*Maximum of Standard and Average. For other standard, use direct entry				41,768	206		

Look College of Engineering

4/23/2010

COMPUTED SPACE NEEDS

DRAFT

Fall 2008

Special Use Space

Electrical Engineering

		SQ FT	
Faculty & Staff Headcount	×	Area per Faculty/Staff	= Total Area
Current	126	111	13,954

PROJECTED SPECIAL USE NEEDS 0 Additional

TOTAL NEED **13,954** Square Feet

Additional Needs 0

TYPE OF SPACE	AREA
None Requested	0

Listing of specialized spaces not currently on the facilities inventory, but required to accomplish the departmental mission. Excludes: Office, Office Service, Conference Rooms, Research & Teaching Laboratories spaces which will be projected elsewhere in the space needs assessment study.



Engr Technologies & Industrial Dist

Look College of Engineering Space Needs Assessment

Look College of Engineering


COMPUTED SPACE NEEDS

DRAFT

Fall 2008

Unit Summary

Engr Technologies & Indust Dist

 TYPE OF SPACE	Assignable Area			Actual of Computed	Headcount Personnel
	Actual	Computed NEED	Difference		
OFFICE					
Administrator-1	0	0	0	#N/A	0
Administrator-2	320	320	0	100.0%	1
Faculty-1	6,803	6,156	647	110.5%	38
Faculty-2	0	0	0	#N/A	0
Staff (Non-Classified)	1,892	5,204	-3,312	36.4%	33
Support (Classified)	4,143	0	4,143	#N/A	0
Grad Asst Teaching	1,525	0	1,525	#N/A	0
Grad Asst NonTeaching	0	3,780	-3,780	0.0%	63
Grad Asst Research	0	0	0	#N/A	0
Research Asst	0	0	0	#N/A	0
Student Staff	0	1,770	-1,770	0.0%	59
Other	1,714	0	1,714	#N/A	0
OFFICE SUBTOTAL	16,397	17,230	-833	95.2%	
Conference	1,471	1,475	-4	99.7%	
Office Service	475	862	-387	55.1%	
Teaching Laboratory	24,722	25,290	-568	97.8%	
Research Laboratories	16,378	14,437	1,941	113.4%	
Special Use	15,842	17,392	-1,550	91.1%	
GRAND TOTAL	75,285	76,686	-1,401	98.2%	194
Classroom	0.0				
TOTAL Space	75,285				

FCOR 4/22/2010

Look College of Engineering

4/22/2010

Fall 2008

COMPUTED SPACE NEEDS

DRAFT

Office Standard Adjusted

Office Space

Engr Technologies & Indust Dist

POSITION	Headcount	x	Standard	=	SQUARE FEET
Administrator-1	0		240		0
Administrator-2	1		320	<	320
Faculty-1	38		162	<	6,156
Faculty-2	0		140		0
Staff (Non-Classified)	33		158	<	5,204
Support (Classified)	0		110		0
Grad Asst Teaching	0		60		0
Grad Asst NonTeaching	63		60		3,780
Grad Asst Research	0		60		0
Research Asst	0		60		0
Student Staff	59		30		1,770
Other	0		286	<	0
TOTAL	194		89		17,230

Conference Room	72	x	20		1,475
Office Service	17,230	x	5.0%		862

TEACHING LABORATORIES

			Square Feet per Station	Total
Contact Hours	4,683.4			
WSCH per Station	25.0			
Number of Stations	187.3	x	135	= 25,290 SqFt

132

COMPUTED SPACE NEEDS

Fall 2008

Research Laboratories

Engr Technologies & Indust Dist

RESEARCH UNITS

POSITION	F.T.E. or Headcount	Weight Factor	RESEARCH UNITS
Undergraduate FTE Faculty	34.07 x	20%	6.81
Masters FTE Faculty	0.99 x	50%	0.49
PhD FTE Faculty	0.54 x	100%	0.54
Professional (Vet Med) Faculty	0.00 x	100%	0.00
Research FTE Faculty	1.80 x	100%	1.80
Research Staff	7.80 x	100%	7.80
Masters Students	(1) 18.00 x	20%	3.60
PhD Students	(2) 5.20 x	100%	5.20
TOTAL	68.40		26.25

Projected RESEARCH Space Need

(Includes Lab & Lab Service)

	RESEARCH UNITS	x	Area per Research Unit	=	Total
EXISTING			623.95		16,378
Projected	26.25		550.00		14,437

(1) = Headcount or (2) = FTE or ZERO (No Majors & No Semester Credit Hours)

Staff & Academic Data

Engr Technologies & Indust Dist

Personnel Type	Headcount	Full-Time-Equivalents		Fall 2008
		Teaching	Research	
Administrator-1	0	0.00	0.00	
Administrator-2	1	0.30	0.00	
Faculty-1	38	35.30	1.80	
Faculty-2	0	0.00	0.00	
Staff (Non-Classified)	33		7.80	

Departmental Majors		Headcount	Laboratory Contact Hours	
Masters		18	Total:	4,683.4
Doctoral		0		

CURRENT (Semester Credit Hours)

Fall 2008

#	Program Name	Undergrad	Masters	Doctoral	TOTAL
2	Science	144	0	0	144
7	Engineering	1,180	38	47	1,265
17	Business Admin.	2,189	162	0	2,351
18	Technology	6,245	0	0	6,245
19	CUSTOM	0	0	0	0
TOTAL		9,758	200	47	10,005

DRAFT

OFFICE space

Engr Technologies & Indust Dist

Type	Standard	Average Standard	DATA ENTRY			Hybrid* Standard	per office
			Existing Average	Current Area	Rm Count		
Administrator-1	240	240.0	0.0	0	0	240.0	
Administrator-2	180	320.0	320.0	320	1	320.0	
Faculty-1	140	162.0	162.0	6,803	42	162.0	
Faculty-2	140	140.0	0.0	0	0	140.0	
Staff (Non-Classified)	130	157.7	157.7	1,892	12	157.7	
Support (Classified)	110	90.1	90.1	4,143	23	110.0	2
Grad Asst Teaching	60	50.8	50.8	1,525	10	60.0	3
Grad Asst NonTeaching	60	60.0	0.0	0	0	60.0	3
Grad Asst Research	60	60.0	0.0	0	0	60.0	
Research Asst	60	60.0	0.0	0	0	60.0	
Student Staff	30	30.0	0.0	0	0	30.0	
Other	65	285.7	285.7	1,714	6	285.7	1
*Maximum of Standard and Average. For other standard, use direct entry				16,397	94		

Look College of Engineering

4/22/2010

COMPUTED SPACE NEEDS

DRAFT

Fall 2008

Special Use Space

0

Engr Technologies & Indust Dist

	SQ FT		
Faculty & Staff	Area per	Total	
<u>Headcount</u>	<u>Faculty/Staff</u>	=	<u>Area</u>
Current	72	220	15,842

PROJECTED SPECIAL USE NEEDS 1,550 Additional

TOTAL NEED **17,392** Square Feet

Additional Needs 1,550

TYPE OF SPACE	AREA
Storage	350
Work Area	500
Server Room, Student Computing & work space	700

Listing of specialized spaces not currently on the facilities inventory, but required to accomplish the departmental mission. Excludes: Office, Office Service, Conference Rooms, Research & Teaching Laboratories spaces which will be projected elsewhere in the space needs assessment study.

Industrial Engineering

Look College of Engineering *Space Needs Assessment*

Look College of Engineering


COMPUTED SPACE NEEDS

DRAFT

Fall 2008

Unit Summary

Industrial Engineering

 TYPE OF SPACE	Assignable Area			Actual of Computed	Headcount Personnel
	Actual	Computed NEED	Difference		
OFFICE					
Administrator-1	0	0	0	#N/A	0
Administrator-2	386	386	0	100.0%	1
Faculty-1	4,998	4,480	518	111.6%	26
Faculty-2	0	0	0	#N/A	0
Staff (Non-Classified)	1,302	1,954	-652	66.6%	12
Support (Classified)	1,681	0	1,681	#N/A	0
Grad Asst Teaching	6,021	2,729	3,292	220.6%	34
Grad Asst NonTeaching	0	0	0	#N/A	0
Grad Asst Research	0	1,525	-1,525	0.0%	19
Research Asst	0	120	-120	0.0%	2
Student Staff	0	0	0	#N/A	0
Other	464	1,392	-928	33.3%	6
OFFICE SUBTOTAL	14,852	12,586	2,266	118.0%	
Conference	612	780	-168	78.5%	
Office Service	298	629	-331	47.4%	
Teaching Laboratory	4,931	5,115	-184	96.4%	
Research Laboratories	4,912	43,662	-38,750	11.3%	
Special Use	8,123	15,582	-7,459	52.1%	
GRAND TOTAL	33,728	78,354	-44,626	43.0%	100
Classroom	528.0				
TOTAL Space	34,256				

FCOR 4/22/2010

Look College of Engineering

4/22/2010 Fall 2008

COMPUTED SPACE NEEDS

DRAFT

Office Standard Adjusted

Office Space

Industrial Engineering

POSITION	Headcount	x	Standard	=	SQUARE FEET
Administrator-1	0		240		0
Administrator-2	1		386 <		386
Faculty-1	26		172 <		4,480
Faculty-2	0		140		0
Staff (Non-Classified)	12		163 <		1,954
Support (Classified)	0		280 <		0
Grad Asst Teaching	34		80 <		2,729
Grad Asst NonTeaching	0		80 <		0
Grad Asst Research	19		80 <		1,525
Research Asst	2		60		120
Student Staff	0		30		0
Other	6		232 <		1,392
TOTAL	100		126		12,586

Conference Room	39	x	20		780
Office Service	12,586	x	5.0%		629

TEACHING LABORATORIES

			Square Feet per Station	Total
Contact Hours	511.5			
WSCH per Station	20.0			
Number of Stations	25.6	x	200	= 5,115 SqFt

193

COMPUTED SPACE NEEDS

Fall 2008

Research Laboratories

Industrial Engineering

RESEARCH UNITS

POSITION	F.T.E. or Headcount	Weight Factor	RESEARCH UNITS
Undergraduate FTE Faculty	3.09 x	20%	0.62
Masters FTE Faculty	3.77 x	50%	1.89
PhD FTE Faculty	1.83 x	100%	1.83
Professional (Vet Med) Faculty	0.00 x	100%	0.00
Research FTE Faculty	16.10 x	100%	16.10
Research Staff	2.80 x	100%	2.80
Masters Students	(1) 216.00 x	20%	43.20
PhD Students	(1) 50.00 x	100%	50.00
TOTAL	293.59		116.43

Projected RESEARCH Space Need

(Includes Lab & Lab Service)

	RESEARCH UNITS	x	Area per Research Unit	=	Total
EXISTING			42.19		4,912
Projected	116.43		375.00		43,662

(1) = Headcount or (2) = FTE or ZERO (No Majors & No Semester Credit Hours)



Staff & Academic Data

Industrial Engineering

Personnel Type	Headcount	Full-Time-Equivalents		Fall 2008
		Teaching	Research	
Administrator-1	0	0.00	0.00	
Administrator-2	1	0.00	0.10	
Faculty-1	26	8.70	16.00	
Faculty-2	0	0.00	0.00	
Staff (Non-Classified)	12		2.80	
Departmental Majors		Headcount		Laboratory Contact Hours
Masters	216			Total:
Doctoral	50			511.5

CURRENT (Semester Credit Hours)

Fall 2008

#	Program Name	Undergrad	Masters	Doctoral	TOTAL
7	Engineering	1,935	1,268	384	3,587
7	Engineering	12	0	0	12
19	CUSTOM	0	0	0	0
19	CUSTOM	0	0	0	0
19	CUSTOM	0	0	0	0
TOTAL		1,947	1,268	384	3,599

DRAFT

OFFICE space

Industrial Engineering

Type	Standard	Average Standard	DATA ENTRY			Hybrid* Standard	per office
			Existing Average	Current Area	Rm Count		
Administrator-1	240	240.0	0.0	0	0	240.0	
Administrator-2	180	386.0	386.0	386	1	386.0	
Faculty-1	140	172.3	172.3	4,998	29	172.3	
Faculty-2	140	140.0	0.0	0	0	140.0	
Staff (Non-Classified)	130	162.8	162.8	1,302	8	162.8	
Support (Classified)	110	280.2	280.2	1,681	3	280.2	2
Grad Asst Teaching	60	80.3	80.3	6,021	25	80.3	3
Grad Asst NonTeaching	60	60.0	0.0	0	0	60.0	3
Grad Asst Research	60	60.0	0.0	0	0	60.0	
Research Asst	60	60.0	0.0	0	0	60.0	
Student Staff	30	30.0	0.0	0	0	30.0	
Other	65	232.0	232.0	464	2	232.0	1
<i>*Maximum of Standard and Average. For other standard, use direct entry</i>				14,852	68		

COMPUTED SPACE NEEDS

DRAFT

Special Use Space

Industrial Engineering

	SQ FT		
Faculty & Staff	Area per		Total
<u>Headcount</u>	× <u>Faculty/Staff</u>	=	<u>Area</u>
Current	39	208	8,123

PROJECTED SPECIAL USE NEEDS **7,459 Additional**

TOTAL NEED **15,582** Square Feet

Additional Needs **7,459**

<u>TYPE OF SPACE</u>	<u>AREA</u>
1 Breakroom: breakroom	240
1 Computer Lab: Student Computing Lab	2,450
1 Department Storage: Furniture and Equipment	1,218
1 IT Workroom: Repair department equipment	325
1 Library: Departmental Reference Area	272
5 Office Storage: storage and file room	845
1 Office Workroom: Mail and Copy room	259
2 Reception : Secretary and waiting area	1,164
1 Server Room: Departmental and Faculty Servers	686

Listing of specialized spaces not currently on the facilities inventory, but required to accomplish the departmental mission. Excludes: Office, Office Service, Conference Rooms, Research & Teaching Laboratories spaces which will be projected elsewhere in the space needs assessment study.

Mechanical Engineering

Look College of Engineering

Space Needs Assessment



TEXAS A&M UNIVERSITY

Look College of Engineering


COMPUTED SPACE NEEDS

DRAFT

Fall 2008

Unit Summary

Mechanical Engineering

 TYPE OF SPACE	Assignable Area			Actual of Computed	Headcount Personnel
	Actual	Computed NEED	Difference		
OFFICE					
Administrator-1	0	0	0	#N/A	0
Administrator-2	486	243	243	200.0%	1
Faculty-1	9,054	10,536	-1,482	85.9%	71
Faculty-2	0	0	0	#N/A	0
Staff (Non-Classified)	2,039	5,777	-3,738	35.3%	34
Support (Classified)	4,485	1,682	2,803	266.6%	15
Grad Asst Teaching	10,678	1,500	9,178	711.9%	25
Grad Asst NonTeaching	0	780	-780	0.0%	13
Grad Asst Research	0	23,100	-23,100	0.0%	385
Visiting Faculty/Post Doc	0	890	-890	0.0%	12
Student Staff	0	2,250	-2,250	0.0%	75
Other	0	0	0	#N/A	0
OFFICE SUBTOTAL	26,742	46,759	-20,017	57.2%	
Conference	2,497	2,120	377	117.8%	
Office Service	36	2,338	-2,302	1.5%	
Teaching Laboratory	8,371	8,280	91	101.1%	
Research Laboratories	42,448	94,528	-52,080	44.9%	
Special Use	16,279	27,779	-11,500	58.6%	
GRAND TOTAL	96,373	181,804	-85,431	53.0%	631
Classroom	0.0				
TOTAL Space	96,373				

FCOR 4/22/2010

Look College of Engineering

4/22/2010

Fall 2008

COMPUTED SPACE NEEDS

DRAFT

Office Standard Adjusted

Office Space

Mechanical Engineering

POSITION	Headcount	x	Standard	=	SQUARE FEET
Administrator-1	0		240		0
Administrator-2	1		243 <		243
Faculty-1	71		148 <		10,536
Faculty-2	0		140		0
Staff (Non-Classified)	34		170 <		5,777
Support (Classified)	15		112 <		1,682
Grad Asst Teaching	25		60		1,500
Grad Asst NonTeaching	13		60		780
Grad Asst Research	385		60		23,100
Visiting Faculty/Post Doc	12		74 <		890
Student Staff	75		30		2,250
Other	0		65		0
TOTAL	631		74		46,759

Conference Room	106	x	20		2,120
Office Service	46,759	x	5.0%		2,338

TEACHING LABORATORIES

	Contact Hours	WSCH per Station	Number of Stations	x	Square Feet per Station	=	Total
	2,760.0	25.0	110.4	x	75	=	8,280 SqFt

76

COMPUTED SPACE NEEDS

Fall 2008

Research Laboratories

Mechanical Engineering

RESEARCH UNITS

POSITION	F.T.E. or Headcount	Weight Factor	RESEARCH UNITS
Undergraduate FTE Faculty	20.94 x	20%	4.19
Masters FTE Faculty	8.67 x	50%	4.33
PhD FTE Faculty	7.15 x	100%	7.15
Professional (Vet Med) Faculty	0.00 x	100%	0.00
Research FTE Faculty	34.80 x	100%	34.80
Research Staff	0.00 x	100%	0.00
Masters Students	(1) 313.00 x	20%	62.60
PhD Students	(1) 139.00 x	100%	139.00
TOTAL	523.56		252.07

Projected RESEARCH Space Need

(Includes Lab & Lab Service)

	RESEARCH UNITS	x	Area per Research Unit	=	Total
EXISTING			168.39		42,448
Projected	252.07		375.00		94,528

(1) = Headcount or (2) = FTE or ZERO (No Majors & No Semester Credit Hours)

Staff & Academic Data

Mechanical Engineering

Personnel Type	Headcount	Full-Time-Equivalents		Fall 2008
		Teaching	Research	
Administrator-1	0	0.00	0.00	
Administrator-2	1	0.30	0.30	
Faculty-1	71	36.50	34.50	
Faculty-2	0	0.00	0.00	
Staff (Non-Classified)	34		0.00	
Departmental Majors		Headcount		Laboratory Contact Hours
Masters	313			Total:
Doctoral	139			2,760.0

CURRENT (Semester Credit Hours)

Fall 2008

#	Program Name	Undergrad	Masters	Doctoral	TOTAL
1	Liberal Arts	0	9	24	33
7	Engineering	8,605	1,894	960	11,459
19	CUSTOM	0	0	0	0
19	CUSTOM	0	0	0	0
19	CUSTOM	0	0	0	0
TOTAL		8,605	1,903	984	11,492

DRAFT

OFFICE space

Mechanical Engineering

Type	Standard	Average Standard	DATA ENTRY			Hybrid* Standard	per office
			Existing Average	Current Area	Rm Count		
Administrator-1	240	240.0	0.0	0	0	240.0	
Administrator-2	180	243.0	243.0	486	2	243.0	
Faculty-1	140	148.4	148.4	9,054	61	148.4	
Faculty-2	140	140.0	0.0	0	0	140.0	
Staff (Non-Classified)	130	169.9	169.9	2,039	12	169.9	
Support (Classified)	110	112.2	112.2	4,485	20	112.2	2
Grad Asst Teaching	60	49.4	49.4	10,678	54	60.0	4
Grad Asst NonTeaching	60	60.0	0.0	0	0	60.0	3
Grad Asst Research	60	60.0	0.0	0	0	60.0	
Visiting Faculty/Post Doc	60	74.2	0.0	0	0	74.2	
Student Staff	30	30.0	0.0	0	0	30.0	
Other	65	65.0	0.0	0	0	65.0	1
<i>*Maximum of Standard and Average. For other standard, use direct entry</i>				26,742	149		

Look College of Engineering

4/22/2010

COMPUTED SPACE NEEDS

DRAFT

Fall 2008

Special Use Space

Mechanical Engineering

	Faculty & Staff Headcount	SQ FT Area per Faculty/Staff	Total Area
Current	106	154	16,279

PROJECTED SPECIAL USE NEEDS **11,500 Additional**

TOTAL NEED **27,779** Square Feet

Additional Needs **11,500**

TYPE OF SPACE	AREA
2 Break Room	1,000
6 Design Lab/Work Area - MEEN 402 Six Sections	3,000
4 Engineering Experimentation Lab/work Area MEEN 402	2,000
1 file storage	500
1 General Equipment Storage Room	1,000
1 Instrumentation and Support Expansion All Classes	500
1 Machine Shop Expansion All Classes	1,000
1 Student Organization - American Society of Mechanical Engineers	500
1 Student Organization - Mechanical Engineering Graduate	500
1 Student Organization - Society of Automotive Engineers	1,500

Listing of specialized spaces not currently on the facilities inventory, but required to accomplish the departmental mission. Excludes: Office, Office Service, Conference Rooms, Research & Teaching Laboratories spaces which will be projected elsewhere in the space needs assessment study.

Nuclear Engineering

Look College of Engineering Space Needs Assessment


Look College of Engineering

COMPUTED SPACE NEEDS

Fall 2008

Unit Summary

DRAFT
Nuclear Engineering

 TYPE OF SPACE	Assignable Area			Actual of Computed	Headcount Personnel
	Actual	Computed NEED	Difference		
OFFICE					
Administrator-1	0	0	0	#N/A	0
Administrator-2	200	180	20	111.1%	1
Faculty-1	3,887	4,050	-163	96.0%	25
Faculty-2	0	0	0	#N/A	0
Staff (Non-Classified)	3,148	5,396	-2,248	58.3%	12
Support (Classified)	0	110	-110	0.0%	1
Grad Asst Teaching	8,128	0	8,128	#N/A	0
Grad Asst NonTeaching	0	793	-793	0.0%	12
Grad Asst Research	0	3,171	-3,171	0.0%	48
Research Asst	0	600	-600	0.0%	10
Student Staff	0	1,380	-1,380	0.0%	46
Other	100	0	100	#N/A	0
OFFICE SUBTOTAL	15,463	15,680	-217	98.6%	
Conference	1,040	760	280	136.8%	
Office Service	226	784	-558	28.8%	
Teaching Laboratory	1,280	1,238	42	103.4%	
Research Laboratories	8,983	26,558	-17,575	33.8%	
Special Use	6,650	6,650	0	100.0%	
GRAND TOTAL	33,642	51,670	-18,028	65.1%	155
Classroom	0.0				
TOTAL Space	33,642				

FCOR 4/22/2010

Look College of Engineering

4/22/2010 Fall 2008

COMPUTED SPACE NEEDS

DRAFT

Office Standard Adjusted

Office Space

Nuclear Engineering

POSITION	Headcount	x	Standard	=	SQUARE FEET
Administrator-1	0		240		0
Administrator-2	1		180		180
Faculty-1	25		162 <		4,050
Faculty-2	0		140		0
Staff (Non-Classified)	12		450 <		5,396
Support (Classified)	1		110		110
Grad Asst Teaching	0		66 <		0
Grad Asst NonTeaching	12		66 <		793
Grad Asst Research	48		66 <		3,171
Research Asst	10		60		600
Student Staff	46		30		1,380
Other	0		100 <		0
TOTAL	155		101		15,680

Conference Room	38	x	20		760
Office Service	15,680	x	5.0%		784

TEACHING LABORATORIES

			Square Feet per Station	Total
Contact Hours	150.0			
WSCH per Station	20.0			
Number of Stations	7.5	x	165	= 1,238 SqFt

171

COMPUTED SPACE NEEDS

Fall 2008

Research Laboratories

Nuclear Engineering

RESEARCH UNITS

POSITION	F.T.E. or Headcount	Weight Factor	RESEARCH UNITS
Undergraduate FTE Faculty	6.15 x	20%	1.23
Masters FTE Faculty	4.54 x	50%	2.27
PhD FTE Faculty	3.32 x	100%	3.32
Professional (Vet Med) Faculty	0.00 x	100%	0.00
Research FTE Faculty	8.60 x	100%	8.60
Research Staff	10.00 x	100%	10.00
Masters Students	(1) 67.00 x	20%	13.40
PhD Students	(1) 32.00 x	100%	32.00
TOTAL	131.61		70.82

Projected RESEARCH Space Need

(Includes Lab & Lab Service)

RESEARCH UNITS	x	Area per Research Unit	=	Total
EXISTING		126.84		8,983
Projecte 70.82		375.00		26,558

(1) = Headcount or (2) = FTE or ZERO (No Majors & No Semester Credit Hours)



Staff & Academic Data

Nuclear Engineering

Personnel Type	Headcount	Full-Time-Equivalents		Fall 2008
		Teaching	Research	
Administrator-1	0	0.00	0.00	
Administrator-2	1	0.00	0.00	
Faculty-1	25	14.00	8.60	
Faculty-2	0	0.00	0.00	
Staff (Non-Classified)	12		10.00	
Departmental Majors		Headcount		Laboratory Contact Hours
Masters	67			Total:
Doctoral	32			150.0

CURRENT (Semester Credit Hours)

Fall 2008

#	Program Name	Undergrad	Masters	Doctoral	TOTAL
7	Engineering	1,062	503	241	1,806
15	Health Services	147	21	0	168
19	CUSTOM	0	0	0	0
19	CUSTOM	0	0	0	0
19	CUSTOM	0	0	0	0
TOTAL		1,209	524	241	1,974

DRAFT

OFFICE space

Nuclear Engineering

Type	Standard	Average Standard	DATA ENTRY			Hybrid* Standard	per office
			Existing Average	Current Area	Rm Count		
Administrator-1	240	240.0	0.0	0	0	240.0	
Administrator-2	180	100.0	100.0	200	2	180.0	
Faculty-1	140	162.0	162.0	3,887	24	162.0	
Faculty-2	140	140.0	0.0	0	0	140.0	
Staff (Non-Classified)	130	449.7	449.7	3,148	7	449.7	
Support (Classified)	110	110.0	0.0	0	0	110.0	2
Grad Asst Teaching	60	66.1	66.1	8,128	41	66.1	3
Grad Asst NonTeaching	60	60.0	0.0	0	0	60.0	3
Grad Asst Research	60	60.0	0.0	0	0	60.0	
Research Asst	60	60.0	0.0	0	0	60.0	
Student Staff	30	30.0	0.0	0	0	30.0	
Other	65	100.0	100.0	100	1	100.0	1
*Maximum of Standard and Average. For other standard, use direct entry				15,463	75		

Look College of Engineering

4/22/2010

COMPUTED SPACE NEEDS

DRAFT

Fall 2008

Special Use Space

Nuclear Engineering

		SQ FT	
Faculty & Staff	Area per		Total
<u>Headcount</u>	× <u>Faculty/Staff</u>	=	<u>Area</u>
Current	38	175	6,650

PROJECTED SPECIAL USE NEEDS 0 Additional

TOTAL NEED 6,650 Square Feet

Additional Needs 0

TYPE OF SPACE	AREA
None Provided	0

Listing of specialized spaces not currently on the facilities inventory, but required to accomplish the departmental mission. Excludes: Office, Office Service, Conference Rooms, Research & Teaching Laboratories spaces which will be projected elsewhere in the space needs assessment study.

Petroleum Engineering

Look College of Engineering

Space Needs Assessment



TEXAS A&M UNIVERSITY


Look College of Engineering

COMPUTED SPACE NEEDS

Fall 2008

Unit Summary

DRAFT
Petroleum Engineering

 TYPE OF SPACE	Assignable Area			Actual of Computed	Headcount Personnel
	Actual	Computed NEED	Difference		
OFFICE					
Administrator-1	0	0	0	#N/A	0
Administrator-2	477	716	-239	66.7%	3
Faculty-1	4,776	4,599	177	103.8%	26
Faculty-2	0	0	0	#N/A	0
Staff (Non-Classified)	1,952	2,854	-902	68.4%	19
Support (Classified)	3,674	367	3,307	1000.0%	2
Grad Asst Teaching	10,532	1,603	8,929	657.2%	14
Grad Asst NonTeaching	0	2,404	-2,404	0.0%	21
Grad Asst Research	0	19,461	-19,461	0.0%	170
Research Asst	0	600	-600	0.0%	10
Student Staff	0	510	-510	0.0%	17
Other	0	2,860	-2,860	0.0%	44
OFFICE SUBTOTAL	21,411	35,973	-14,562	59.5%	
Conference	1,397	960	437	145.5%	
Office Service	332	1,799	-1,467	18.5%	
Teaching Laboratory	3,907	4,290	-383	91.1%	
Research Laboratories	13,719	48,037	-34,318	28.6%	
Special Use	9,075	21,105	-12,030	43.0%	
GRAND TOTAL	49,841	112,164	-62,323	44.4%	326
Classroom	1,155				
TOTAL Space	50,996				

FCOR 4/22/2010

Look College of Engineering

4/22/2010 Fall 2008

COMPUTED SPACE NEEDS

DRAFT

Office Standard Adjusted

Office Space

Petroleum Engineering

POSITION	Headcount	x	Standard	=	SQUARE FEET
Administrator-1	0		240		0
Administrator-2	3		239 <		716
Faculty-1	26		177 <		4,599
Faculty-2	0		140		0
Staff (Non-Classified)	19		150 <		2,854
Support (Classified)	2		184 <		367
Grad Asst Teaching	14		114 <		1,603
Grad Asst NonTeaching	21		114 <		2,404
Grad Asst Research	170		114 <		19,461
Research Asst	10		60		600
Student Staff	17		30		510
Other	44		65		2,860
TOTAL	326		110		35,973

Conference Room	48	x	20		960
Office Service	35,973	x	5.0%		1,799

TEACHING LABORATORIES

	Contact Hours	WSCH per Station	Number of Stations	x	Square Feet per Station	=	Total
	2,145.1	25.0	85.8	x	50	=	4,290 SqFt

46

COMPUTED SPACE NEEDS

Fall 2008

Research Laboratories

Petroleum Engineering

RESEARCH UNITS

POSITION	F.T.E. or Headcount	Weight Factor	RESEARCH UNITS
Undergraduate FTE Faculty	8.25 x	20%	1.65
Masters FTE Faculty	6.20 x	50%	3.10
PhD FTE Faculty	4.05 x	100%	4.05
Professional (Vet Med) Faculty	0.00 x	100%	0.00
Research FTE Faculty	6.70 x	100%	6.70
Research Staff	5.00 x	100%	5.00
Masters Students	(1) 183.00 x	20%	36.60
PhD Students	(1) 71.00 x	100%	71.00
TOTAL	284.20		128.10

Projected RESEARCH Space Need

(Includes Lab & Lab Service)

RESEARCH UNITS	x	Area per Research Unit	=	Total
EXISTING		107.10		13,719
Projecte 128.10		375.00		48,037

(1) = Headcount or (2) = FTE or ZERO (No Majors & No Semester Credit Hours)



Staff & Academic Data

Petroleum Engineering

Personnel Type	Headcount	Full-Time-Equivalents		Fall 2008
		Teaching	Research	
Administrator-1	0	0.00	0.00	
Administrator-2	3	1.40	0.60	
Faculty-1	26	17.10	6.10	
Faculty-2	0	0.00	0.00	
Staff (Non-Classified)	19		5.00	

Departmental Majors		Headcount	Laboratory Contact Hours	
Masters		183	Total:	2,145.1
Doctoral		71		

CURRENT (Semester Credit Hours)

Fall 2008

#	Program Name	Undergrad	Masters	Doctoral	TOTAL
7	Engineering	3,364	1,347	550	5,261
19	CUSTOM	0	0	0	0
19	CUSTOM	0	0	0	0
19	CUSTOM	0	0	0	0
19	CUSTOM	0	0	0	0
TOTAL		3,364	1,347	550	5,261

DRAFT

OFFICE space

Petroleum Engineering

Type	Standard	Average Standard	DATA ENTRY			Hybrid* Standard	per office
			Existing Average	Current Area	Rm Count		
Administrator-1	240	240.0	0.0	0	0	240.0	
Administrator-2	180	238.5	238.5	477	2	238.5	
Faculty-1	140	176.9	176.9	4,776	27	176.9	
Faculty-2	140	140.0	0.0	0	0	140.0	
Staff (Non-Classified)	130	150.2	150.2	1,952	13	150.2	
Support (Classified)	110	183.7	183.7	3,674	10	183.7	2
Grad Asst Teaching	60	114.5	114.5	10,532	23	114.5	4
Grad Asst NonTeaching	60	60.0	0.0	0	0	60.0	3
Grad Asst Research	60	60.0	0.0	0	0	60.0	
Research Asst	60	60.0	0.0	0	0	60.0	
Student Staff	30	30.0	0.0	0	0	30.0	
Other	65	65.0	0.0	0	0	65.0	1
<i>*Maximum of Standard and Average. For other standard, use direct entry</i>				21,411	75		

Look College of Engineering

4/22/2010

COMPUTED SPACE NEEDS

DRAFT

Fall 2008

Special Use Space

Petroleum Engineering

	SQ FT		
Faculty & Staff	Area per		Total
<u>Headcount</u>	× <u>Faculty/Staff</u>	=	<u>Area</u>
Current	48	189	9,075

PROJECTED SPECIAL USE NEEDS **12,030 Additional**

TOTAL NEED **21,105** Square Feet

Additional Needs **12,030**

<u>TYPE OF SPACE</u>	<u>AREA</u>
4 Computer Rooms	3,293
1 Computer Server Room	329
5 Kitchens	768
1 Research/Storage University Services Bldg	4,437
14 Storage/Closets	2,410
1 Student Lounge	736
1 Student Organization Office	57

Listing of specialized spaces not currently on the facilities inventory, but required to accomplish the departmental mission. Excludes: Office, Office Service, Conference Rooms, Research & Teaching Laboratories spaces which will be projected elsewhere in the space needs assessment study.

APPENDIX

Look College of Engineering Space Needs Assessment

Personnel Summary

Personnel Listing Detail

Special Use Space Request

Space Inventory



TEXAS A&M UNIVERSITY

Personnel Summary

Look College of Engineering Space Needs Assessment

College of Engineering
Personnel Summary

By Office Requirement

Run Date 04/22/10 Fall 2008

Unit Nam OFFICE	Position Category	Count	Teaching	Research	Service	Other	Total
Aerospace Engineering		245	17.7	87.7		45.7	152.1
No Office Needed		67		7.5		25.0	32.5
	Administrator-1	1				1.0	1.0
	Grad Asst NonTeaching	1				0.5	0.5
	Grad Asst Research	11		5.5			5.5
	Grad Asst Teaching	1				0.3	0.3
	other	5		2.0			2.0
	Student Staff	46				21.3	21.3
	Support (Classified)	2				2.0	2.0
Office Needed		178	17.7	80.2		20.7	119.6
	Administrator-1	13	1.2	2.7		9.1	13.0
	Faculty-1	34	16.2	14.3		0.1	30.6
	Grad Asst NonTeaching	10	-	0.5		4.5	5.0
	Grad Asst Research	97	-	48.5		-	48.5
	other	6		5.0			5.0
	Research Asst	7		7.0		-	7.0
	Staff (Non-Classified)	8	0.3	1.3		5.0	7.5
	Support (Classified)	3		1.0		2.0	3.0
Biomedical Engineering		104	17.9	72.6	10.0	0.5	101.0
Office Needed		104	17.9	72.6	10.0	0.5	101.0
	Administrator-1	1	0.4	0.1		0.5	1.0
	Faculty-1	18	13.5	4.5		-	18.0
	Grad Asst Research	51	-	51.0		-	51.0
	Grad Asst Teaching	4	4.0	-		-	4.0
	other	3	-	-		-	-
	Staff (Non-Classified)	9	-	-	9.0	-	9.0
	Student Staff	17	-	17.0		-	17.0
	Support (Classified)	1	-	-	1.0	-	1.0
Chemical Engineering		242	21.6	89.1		46.5	157.2
No Office Needed		1		0.5			0.5
	Grad Asst Research	1		0.5			0.5
Office Needed		241	21.6	88.6		46.5	156.7
	Administrator-2	1	0.3	0.3		0.5	1.0
	Faculty-1	29	19.3	8.8		-	28.2
	Grad Asst NonTeaching	4	2.0				2.0
	Grad Asst Research	105		52.5			52.5
	Staff (Non-Classified)	39	-	25.0		14.0	39.0
	Student Staff	58	-	0.5		28.5	29.0
	Support (Classified)	5	-	1.5		3.5	5.0
Chemical Engineering - MCF		5		5.0			5.0
Office Needed		5		5.0			5.0
	Staff (Non-Classified)	5		5.0			5.0
Electrical & Computer Eng.		696	50.4	302.8		63.0	416.2
Office Needed		696	50.4	302.8		63.0	416.2
	Administrator-2	1	0.5	0.5			1.0
	Faculty-1	67	34.1	32.1			66.2
	Faculty-2	20	4.3	15.7			20.0
	Grad Asst NonTeaching	8		4.0			4.0
	Grad Asst Research	122		61.0			61.0
	Grad Asst Teaching	46	11.5	11.5			23.0
	other	311		157.0			157.0
	Staff (Non-Classified)	38		21.0		17.0	38.0
	Student Staff	74				37.0	37.0
	Support (Classified)	9				9.0	9.0

College of Engineering
Personnel Summary

By Office Requirement

Run Date 04/22/10 Fall 2008

Unit Nam OFFICE	Position Category	Count	Teaching	Research	Service	Other	Total
ESSAP		68	-	-		66.5	66.5
	No Office Needed	31				31.0	31.0
	Student Staff	31				31.0	31.0
	Office Needed	37	-	-		35.5	35.5
	Administrator-1	2				1.5	1.5
	Administrator-2	2				2.0	2.0
	Faculty-2	2	-	-		1.0	1.0
	Grad Asst NonTeaching	1				1.0	1.0
	Grad Asst Research	1				1.0	1.0
	Grad Asst Teaching	5				5.0	5.0
	Staff (Non-Classified)	2				2.0	2.0
	Student Staff	14				14.0	14.0
	Support (Classified)	8				8.0	8.0
Food Protien		20	0.3	13.8		2.0	16.0
	No Office Needed	3		3.0			3.0
	Staff (Non-Classified)	2		2.0			2.0
	Support (Classified)	1		1.0			1.0
	Office Needed	17	0.3	10.8		2.0	13.0
	Administrator-2	1	0.3	0.8			1.0
	Grad Asst Research	1		1.0			1.0
	Staff (Non-Classified)	5		4.0		1.0	5.0
	Student Staff	8		4.0			4.0
	Support (Classified)	2		1.0		1.0	2.0
Industrial and Systems Engineering		104	19.4	68.4		16.2	104.0
	No Office Needed	4				4.0	4.0
	Student Staff	3				3.0	3.0
	Support (Classified)	1				1.0	1.0
	Office Needed	100	19.4	68.4		12.2	100.0
	Administrator-2	1		0.1		0.9	1.0
	Faculty-1	22	6.7	14.0		1.3	22.0
	Faculty-2	4	2.0	2.0			4.0
	Grad Asst Research	19		19.0			19.0
	Grad Asst Teaching	34	8.5	25.5			34.0
	other	6	1.0	5.0			6.0
	Research Asst	2		2.0			2.0
	Staff (Non-Classified)	12	1.3	0.8		10.0	12.0
Mechanical Engineering		628	82.0	290.0	0.5	-	372.5
	No Office Needed	9	3.0	2.0			5.0
	Staff (Non-Classified)	1	-	1.0			1.0
	Student Staff	8	3.0	1.0			4.0
	Office Needed	619	79.0	288.0	0.5	-	367.5
	Administrator-2	1	0.3	0.3	0.5		1.0
	Faculty-1	67	33.5	33.5			67.0
	Faculty-2	4	3.0	1.0			4.0
	Grad Asst NonTeaching	13	4.0	2.5		-	6.5
	Grad Asst Research	385	0.5	192.0		-	192.5
	Grad Asst Teaching	25	12.0	0.5			12.5
	Staff (Non-Classified)	34	12.5	19.0			31.5
	Student Staff	75	3.5	34.0			37.5
	Support (Classified)	15	9.8	5.3		-	15.0

College of Engineering
Personnel Summary

By Office Requirement

Run Date 04/22/10 Fall 2008

Unit Nam OFFICE	Position Category	Count	Teaching	Research	Service	Other	Total
Nuclear Engineering		156	20.8	60.0		19.5	100.3
No Office Needed		1		0.5			0.5
	Research Asst	1		0.5			0.5
Office Needed		155	20.8	59.6		19.5	99.9
	Administrator-2	1				1.0	1.0
	Faculty-1	22	14.0	8.0		2.0	24.0
	Faculty-2	3		0.6			0.6
	Grad Asst NonTeaching	12	6.0				6.0
	Grad Asst Research	48		24.0			24.0
	Research Asst	10	0.8	7.5		0.2	8.5
	Staff (Non-Classified)	12		2.5		9.3	11.8
	Student Staff	46		17.0		6.0	23.0
	Support (Classified)	1				1.0	1.0
Petroleum Engineering		281	90.7	11.7	1.4	18.6	122.3
No Office Needed		40	10.9				10.9
	Grad Asst Research	3	1.5				1.5
	Grad Asst Teaching	1	0.4				0.4
	Student Staff	36	9.0				9.0
Office Needed		241	79.8	11.7	1.4	18.6	111.5
	Administrator-2	3	1.4	0.6	1.0		3.0
	Faculty-1	18	11.4	5.6			17.0
	Faculty-2	8	5.7	0.5			6.2
	Grad Asst Research	96	48.0				48.0
	Grad Asst Teaching	24	9.1				9.1
	other	44					-
	Research Asst	10		4.0			4.0
	Staff (Non-Classified)	19		1.0	0.4	16.6	18.0
	Student Staff	17	4.2				4.2
	Support (Classified)	2				2.0	2.0
Civil Engineering		258	60.1	57.5		1.1	148.7
No Office Needed		65	2.6	22.7			25.4
	Grad Asst Research	52	0.6	20.4			21.0
	Grad Asst Teaching	9	2.1	1.3			3.4
	Student Staff	4		1.0			1.0
Office Needed		193	57.4	34.8		1.1	123.3
	Faculty-1	67	47.7	14.9		1.1	65.7
	Faculty-2	6		0.3			0.3
	Grad Asst Research	22		8.8			8.8
	Grad Asst Teaching	36	9.7	4.0			13.7
	Staff (Non-Classified)	32		6.5			30.5
	Student Staff	23		0.4			0.4
	Support (Classified)	7					4.0
Computer Science & Engineeringx		230	100.0	94.0	-	36.0	230.0
Office Needed		230	100.0	94.0	-	36.0	230.0
	Administrator-1	6	3.0	2.0		1.0	6.0
	Faculty-1	41	22.0	19.0			41.0
	Faculty-2	5	1.0	4.0			5.0
	Grad Asst NonTeaching	54	53.0	1.0			54.0
	Grad Asst Research	63		63.0			63.0
	Staff (Non Classified)	21				21.0	21.0
	Staff (Non-Classified)	1				1.0	1.0
	Student Staff	37	21.0	5.0		11.0	37.0
	Support (Classified)	2				2.0	2.0

**College of Engineering
Personnel Summary**

By Office Requirement

Run Date 04/22/10 Fall 2008

Unit Nam OFFICE	Position Category	Count	Teaching	Research	Service	Other	Total
ENGINEERING TECHNOLOGYx		194	161.8	23.6	35.0	35.3	131.9
	Office Needed	194	161.8	23.6	35.0	35.3	131.9
	Administrator-1	1	0.3		0.7		1.0
	Faculty-1	38	35.3	1.8	0.5		37.7
	staff	33	126.2	7.8	22.3	-	32.5
	graduate student	63		14.0	11.5	5.8	31.3
	Student	59	-			29.5	29.5
Grand Total		3,231	642.6	1,176.1	46.9	350.8	2,123.7

Personnel Listing

Detail

Look College of Engineering

Space Needs Assessment



TEXAS A&M UNIVERSITY

College of Engineering
Personnel Summary

By Office Requirement

Run Date 04/22/10 Fall 2008

Unit	Office	Position Category	Name	Count	Teaching	Research	Service	Other	Total
Aerospace Engineering				178.0	17.7	80.2		20.7	119.6
Office Needed				178.0	17.7	80.2		20.7	119.6
		Administrator-1		13.0	1.2	2.7		9.1	13.0
			Alderete, Miriam	1.0				1.0	1.0
			Davis, Daniel	1.0		1.0			1.0
			Gilbert, Jerry A	1.0				1.0	1.0
			Knabe, Karen C	1.0				1.0	1.0
			Lagoudas, Dimitris	1.0	0.3	0.3		0.5	1.0
			Leatherman, Colleen	1.0				1.0	1.0
			Martinez, Jorge	1.0				1.0	1.0
			Munnerlyn, James D	1.0				1.0	1.0
			Perez, Joseph	1.0		1.0		-	1.0
			Shryock, Kristi J	1.0	0.4			0.6	1.0
			Turner, James	1.0		-		1.0	1.0
			Veals, Yolanda D	1.0	0.5	0.5			1.0
			Willingham, Lisa B	1.0	-			1.0	1.0
		Faculty-1		34.0	16.2	14.3		0.1	30.6
			Alfriend, Terry	1.0	0.1	0.8		0.1	1.0
			Benzerga, Amine	1.0	0.5	0.5		-	1.0
			Bhattacharya, Raktim	1.0	0.5	0.5			1.0
			Bowersox, Rodney D	1.0	0.5	0.5			1.0
			Boyd, James G	1.0	0.5	0.5			1.0
			Carlson, Leland A	1.0	0.8				0.8
			Chakravorty, Suman	1.0	0.5	0.5			1.0
			Cizmas, Paul G	1.0	0.5	0.5			1.0
			Girimaji, Sharath S	1.0	0.5	0.5			1.0
			Haisler, Walter E	1.0	0.9	0.1			1.0
			Hurtado, John E	1.0	0.5	0.5			1.0
			Hyland, David C	1.0	0.5	0.5			1.0
			Jin, Yongmei	1.0	0.5	0.5			1.0
			Junkins, John L	1.0	0.5	0.5			1.0
			Kalmar-Nagy, Tamas	1.0	0.5	0.5			1.0
			Karpetis, Adonios N	1.0	0.5	0.5			1.0
			Kinra, Vikram K	1.0	0.5	0.5			1.0
			Mortari, Daniele	1.0	0.5	0.5			1.0
			Ounaies, Zoubeida	1.0	0.5	0.5			1.0
			Painter, John	1.0					-
			Pollock, Thomas C	1.0	0.5	0.5			1.0
			Rediniotis, Othon K	1.0	0.5	0.5			1.0
			Reed, Helen L	1.0	0.5	0.5			1.0
			Richard, Jacques C	1.0	0.5	0.5			1.0
			Saric, William S	1.0	0.5	0.5			1.0
			Slattery, John C	1.0	0.5	0.2			0.6
			Strganac, Thomas W	1.0	0.5	0.5			1.0
			Strouboulis, Theofanis	1.0	0.5	0.5			1.0
			Talreja, Ramesh R	1.0	0.5	0.5			1.0
			Vadali, Srinivas R	1.0	0.5	0.3			0.8
			Valasek, John L	1.0	0.5	0.3			0.8
			Ward, Don	1.0					-
			Whitcomb, John D	1.0	0.5	0.5			1.0
			White, Edward B	1.0	0.5	0.3			0.8
		Grad Asst NonTeaching		10.0	-	0.5		4.5	5.0
			Drummond, Franklin J	1.0				0.5	0.5
			Enkh, Mandakh	1.0				0.5	0.5
			Johnson, Adam A	1.0	-			0.5	0.5
			Kalidindi, Sanjay V	1.0	-			0.5	0.5
			Kumar, Mrinal	1.0				0.5	0.5
			Kumar, Sandip	1.0				0.5	0.5
			McClendon, Ross	1.0				0.5	0.5
			McLendon, Wesley	1.0		0.5			0.5
			Schmucker, Jason A	1.0				0.5	0.5
			Xia, Zhenchun	1.0				0.5	0.5

College of Engineering
Personnel Summary

By Office Requirement

Run Date 04/22/10 Fall 2008

Unit	Office	Position Category	Name	Count	Teaching	Research	Service	Other	Total
Aerospace	Office Nee	Grad Asst Research		97.0	-	48.5		-	48.5
			Aures-Cavalieri, Kurt	1.0		0.5			0.5
			Awasthi, Amnaya	1.0		0.5			0.5
			Bai, Xiaoli	1.0		0.5			0.5
			Banerjee, Sourav	1.0		0.5			0.5
			Barhoumi, Amira	1.0		0.5			0.5
			Belise, Michael	1.0		0.5			0.5
			Bertacchini, Olivier	1.0		0.5			0.5
			Bertsch, Rebecca	1.0		0.5			0.5
			Bourgeois, Scott	1.0		0.5			0.5
			Brashear, John	1.0		0.5			0.5
			Brenner, Thomas	1.0		0.5			0.5
			Brink, Kevin	1.0		0.5			0.5
			Carpenter, Forrest	1.0		0.5		-	0.5
			Carter II, Jerry	1.0		0.5			0.5
			Castillo, Davis	1.0		0.5			0.5
			Cheek, Jeffrey	1.0		0.5			0.5
			Chen, Chang	1.0		0.5			0.5
			Cho, Donghyum	1.0		0.5			0.5
			Davis, Jeremy John	1.0		0.5			0.5
			Denissen, Nicholas	1.0		0.5			0.5
			Denton, Ronald	1.0		0.5			0.5
			Deshmukh, Sujay	1.0		0.5			0.5
			Doebbler, James	1.0		0.5			0.5
			Downs III, Robert	1.0		0.5			0.5
			Dutta, Pakshit	1.0		0.5			0.5
			Elgohary, Tarek Adel	1.0		0.5			0.5
			Flewelling, Brien Roy	1.0		0.5			0.5
			Fontano, Raymond	1.0		0.5			0.5
			Fritz, Matthew	1.0		0.5			0.5
			Fuller, Timothy	1.0		0.5			0.5
			Garcia, Jason Jay	1.0		0.5			0.5
			Ge, Shen	1.0		0.5			0.5
			Gomez, Carlos	1.0		0.5			0.5
			Goodnight, Ryan	1.0		0.5			0.5
			Graves, John	1.0		0.5			0.5
			Halder, Krishnendu	1.0		0.5			0.5
			Halder, Abhishek	1.0		0.5			0.5
			Hartl, Darren J	1.0		0.5			0.5
			Henderson, Troy	1.0		0.5			0.5
			Hofferth, Jerrod	1.0		0.5			0.5
			Huang, Yongxin	1.0		0.5			0.5
			Johnson, Justin	1.0		0.5			0.5
			Johnson, Shalom	1.0		0.5			0.5
			Karimi, Reza	1.0		0.5			0.5
			Keralavarma, Shyam	1.0		0.5			0.5
			Khodaparast, Payam	1.0		0.5			0.5
			Kim, Myounghee	1.0		0.5			0.5
			Kluzek, Celine	1.0		0.5			0.5
			Kumar, Gaurav	1.0		0.5			0.5
			Kumar, Parikshith	1.0		0.5			0.5
			Lampton, Amanda	1.0		0.5			0.5
			Li, Junjia	1.0		0.5			0.5
			Liliedahl, David	1.0		0.5			0.5
			Lucas, Amy	1.0		0.5			0.5
			Maeland, Lasse	1.0		0.5			0.5
			Majji, Manoranjan	1.0		0.5			0.5
			Margulieux, Richard	1.0		0.5			0.5
			Marwaha, Monika	1.0		0.5			0.5
			Maxwell, Kevin	1.0		0.5			0.5
			McCrate, Chris	1.0		0.5			0.5
			Mendoza, Nicole	1.0		0.5			0.5
			Mishra, Aashwin	1.0		0.5			0.5
			Moody, Clark	1.0		0.5			0.5
			Narang, Anshu	1.0		0.5			0.5
			Neale, Tyler	1.0		0.5			0.5
			Niksch, Adam	1.0		0.5			0.5
			Owens, Brian	1.0		0.5			0.5
			Padubidri, Janardhanac	1.0		0.5			0.5
			Parish, Julie Marie	1.0		0.5			0.5

College of Engineering
Personnel Summary

By Office Requirement

Run Date 04/22/10 Fall 2008

Unit	Office	Position Category	Name	Count	Teaching	Research	Service	Other	Total			
Aerospace	Office Need	Grad Asst Research	Peltier, Scott	1.0		0.5			0.5			
			Phillips, Francis	1.0		0.5			0.5			
			Poulain, Xavier	1.0		0.5			0.5			
			Restrepo, Carolina	1.0		0.5			0.5			
			Reyes, Dasia	1.0		0.5			0.5			
			Ruiz Brito, Luis A	1.0		0.5			0.5			
			Saha, Roshmik	1.0		0.5			0.5			
			Sandberg, Julie L	1.0		0.5			0.5			
			Schick, Justin	1.0		0.5			0.5			
			Semper, Michael	1.0		0.5			0.5			
			Sigamani, Nirmal-Shankar	1.0		0.5			0.5			
			Singh, Baljeet	1.0		0.5			0.5			
			Sowau, Banesjee	1.0		0.5			0.5			
			Spratling IV, Benjamin	1.0		0.5			0.5			
			Stancliff, Devon	1.0		0.5			0.5			
			Suman, Sawan	1.0		0.5			0.5			
			Thakre, Piyush	1.0		0.5			0.5			
			Tichenor, Nathan	1.0		0.5			0.5			
			Varghese, Julian	1.0		0.5			0.5			
			Volk, Brent	1.0		0.5			0.5			
			Weitz, Lesley	1.0		0.5			0.5			
			Woodbury, Drew P	1.0		0.5			0.5			
			Woodruff, Matt	1.0		0.5			0.5			
			Worley, Gregory	1.0		0.5			0.5			
			Xia, Zhenchun	1.0		0.5			0.5			
			Xie, Zhimin	1.0		0.5			0.5			
			Young, Brian	1.0		0.5			0.5			
			Zhao, Siming	1.0		0.5			0.5			
					other		6.0		5.0			5.0
						Chatzigeorgiou, Georges	1.0		1.0			1.0
						Deresz, Rick	1.0		0.5			0.5
						Mason, Justin	1.0		0.5			0.5
						Ning, Yu	1.0		1.0			1.0
			Rugescu, Radu	1.0		1.0			1.0			
			Sun, Lanhui	1.0		1.0			1.0			

College of Engineering
Personnel Summary

By Office Requirement

Run Date 04/22/10 Fall 2008

Unit	Office	Position Category	Name	Count	Teaching	Research	Service	Other	Total
Aerospace	Office Nees	Research Asst		7.0		7.0		-	7.0
			Avendano, Martin	1.0		1.0			1.0
			Enakoutsu, Koffi	1.0		1.0			1.0
			Girardini, Giovanni	1.0		1.0			1.0
			Henshall, Paul	1.0		1.0			1.0
			Lucas, Paul	1.0		1.0		-	1.0
			Srinivasan, Ravichandra	1.0		1.0			1.0
			Yan, Hui	1.0		1.0			1.0
		Staff (Non-Classified)		8.0	0.3	1.3		5.0	7.5
			Cotsonis, Bryon	1.0				1.0	1.0
			Hamilton, Wanda	1.0				1.0	1.0
			Inmon, Rodney M	1.0				1.0	1.0
			Klein, Patrick	1.0		1.0		-	1.0
			Loggins, Andrea s	1.0	0.3	0.3			0.5
			Pollard, Michael T	1.0				1.0	1.0
			Rhodes, Cecil	1.0				1.0	1.0
			Seward, William	1.0					1.0
		Support (Classified)		3.0		1.0		2.0	3.0
			Allen, Rick	1.0		1.0			1.0
			Bolin, Brandi R	1.0				1.0	1.0
			Jeanes, Teena	1.0				1.0	1.0

College of Engineering
Personnel Summary

By Office Requirement

Run Date 04/22/10 Fall 2008

Unit	Office	Position Category	Name	Count	Teaching	Research	Service	Other	Total
Biomedical Engineering				104.0	17.9	72.6	10.0	0.5	101.0
Office Needed				104.0	17.9	72.6	10.0	0.5	101.0
Administrator-1				1.0	0.4	0.1		0.5	1.0
			Cote, Gerard	1.0	0.4	0.1		0.5	1.0
Faculty-1				18.0	13.5	4.5		-	18.0
			Applegate, Brian	1.0	0.8	0.3		-	1.0
			Cosgriff-Hernandez, Elizabeth	1.0	0.8	0.3		-	1.0
			Criscione, John	1.0	0.8	0.3		-	1.0
			Grunlan, Melissa	1.0	0.8	0.3		-	1.0
			Humphrey, Jay	1.0	0.8	0.3		-	1.0
			Hwang, Wonmuk	1.0	0.8	0.3		-	1.0
			Hyman, William	1.0	0.8	0.3		-	1.0
			Jo, Javier	1.0	0.8	0.3		-	1.0
			Kaunas, Roland	1.0	0.8	0.3		-	1.0
			Lessard, Charles	1.0	0.8	0.3		-	1.0
			Maitland, Duncan	1.0	0.8	0.3		-	1.0
			Maitland, Kristen	1.0	0.8	0.3		-	1.0
			McDougall, Mary	1.0	0.8	0.3		-	1.0
			McShane, Michael	1.0	0.8	0.3		-	1.0
			Meissner, Kenith	1.0	0.8	0.3		-	1.0
			Moore, James	1.0	0.8	0.3		-	1.0
			Wu, Hsini	1.0	0.8	0.3		-	1.0
			Yeh, Alvin	1.0	0.8	0.3		-	1.0
Grad Asst Research				51.0	-	51.0		-	51.0
			Abraham, Alex	1.0	-	1.0		-	1.0
			Akl, Tony	1.0	-	1.0		-	1.0
			Amini, Sina	1.0	-	1.0		-	1.0
			Bai, Yuqiang	1.0	-	1.0		-	1.0
			Beier, Hope	1.0	-	1.0		-	1.0
			Benford, Melodie	1.0	-	1.0		-	1.0
			Benhardt, Hugh	1.0	-	1.0		-	1.0
			Ceballos, Marianna	1.0	-	1.0		-	1.0
			Chang, Chieh-Wei	1.0	-	1.0		-	1.0
			Collier, Bradley	1.0	-	1.0		-	1.0
			Collins, Melissa	1.0	-	1.0		-	1.0
			Cummins, Brian	1.0	-	1.0		-	1.0
			Gant, Rebecca	1.0	-	1.0		-	1.0
			Gibb, Holly	1.0	-	1.0		-	1.0
			Hayenga, Heather	1.0	-	1.0		-	1.0
			Hirshburg, Jason	1.0	-	1.0		-	1.0
			Hou, Yaping	1.0	-	1.0		-	1.0
			Hsu, Hui-Ju	1.0	-	1.0		-	1.0
			Hutchens, Hallie	1.0	-	1.0		-	1.0
			Hwang, Wonjun	1.0	-	1.0		-	1.0
			Jacob, Desmond	1.0	-	1.0		-	1.0
			Jeffords, Sarah	1.0	-	1.0		-	1.0
			Kang, Hojin	1.0	-	1.0		-	1.0
			Lakkaraju, Sirish	1.0	-	1.0		-	1.0
			Lee, Anthony	1.0	-	1.0		-	1.0
			Lee, Po-Feng	1.0	-	1.0		-	1.0
			Long, Ruigi	1.0	-	1.0		-	1.0
			Majithia, Ravish	1.0	-	1.0		-	1.0
			Malik, Balil	1.0	-	1.0		-	1.0
			Mayuram, Krishnakumar	1.0	-	1.0		-	1.0
			Pande, Paritosh	1.0	-	1.0		-	1.0
			Park, Jae Bum	1.0	-	1.0		-	1.0
			Rahbar, Ellie	1.0	-	1.0		-	1.0
			Ramirez, Katie	1.0	-	1.0		-	1.0
			Richardson, William	1.0	-	1.0		-	1.0
			Ritter, Dustin	1.0	-	1.0		-	1.0
			Roberts, Jason	1.0	-	1.0		-	1.0
			Rodriguez, Jennifer	1.0	-	1.0		-	1.0
			Saldua, Megan	1.0	-	1.0		-	1.0
			Schoener, Cody	1.0	-	1.0		-	1.0
			Shelton, Ryan	1.0	-	1.0		-	1.0
			Sheppard, Kelly	1.0	-	1.0		-	1.0
			Shrestha, Sebina	1.0	-	1.0		-	1.0
			Singh, Saurabh	1.0	-	1.0		-	1.0

College of Engineering
Personnel Summary

By Office Requirement

Unit	Office	Position Category	Name	Count	Run Date	04/22/10			Fall 2008	Total
					Teaching	Research	Service	Other		
Biomedical	Office Nee	Grad Asst Research	Singhal, Pooja	1.0	-	1.0	-	-	1.0	
			Timmins, Luke	1.0	-	1.0	-	-	1.0	
			Wang, Chao	1.0	-	1.0	-	-	1.0	
			Wilhelm, Anna	1.0	-	1.0	-	-	1.0	
			Wu, Qiaofeng	1.0	-	1.0	-	-	1.0	
			Youssef, Nataly	1.0	-	1.0	-	-	1.0	
			Yu, Ja-Jen	1.0	-	1.0	-	-	1.0	
				Grad Asst Teaching	4.0	4.0	-	-	-	4.0
				Ali, Saniya	1.0	1.0	-	-	-	1.0
				Lee, Chin-Fu	1.0	1.0	-	-	-	1.0
				Mezey, Jacob	1.0	1.0	-	-	-	1.0
				Moreno, Michael	1.0	1.0	-	-	-	1.0
				other	3.0	-	-	-	-	-
				Biasseti, Jacopo	1.0	-	-	-	-	-
				Ferruzzi, Jacopo	1.0	-	-	-	-	-
				Karsaj, Igor	1.0	-	-	-	-	-
				Staff (Non-Classified)	9.0	-	-	9.0	-	9.0
				Banta, Ashley	1.0	-	-	1.0	-	1.0
				Deuel, Andy	1.0	-	-	1.0	-	1.0
				Dunbar, Chanille	1.0	-	-	1.0	-	1.0
				Fernandez, Fidel	1.0	-	-	1.0	-	1.0
				Jackson, Barry	1.0	-	-	1.0	-	1.0
				Lopes, Rosana	1.0	-	-	1.0	-	1.0
				McCadden, Ken	1.0	-	-	1.0	-	1.0
				Williamson, Robin	1.0	-	-	1.0	-	1.0
				Xiao, Xudong	1.0	-	-	1.0	-	1.0
				Student Staff	17.0	-	17.0	-	-	17.0
				Barker, Jennifer	1.0	-	1.0	-	-	1.0
				Bullock, Alicia	1.0	-	1.0	-	-	1.0
				Cho, Young	1.0	-	1.0	-	-	1.0
				Cisneros, Daniel	1.0	-	1.0	-	-	1.0
				Dabir, Aditi	1.0	-	1.0	-	-	1.0
				Jackson, Matthew	1.0	-	1.0	-	-	1.0
		Juriani, Ameet	1.0	-	1.0	-	-	1.0		
		Keller, Brandis	1.0	-	1.0	-	-	1.0		
		Kim, Woosik	1.0	-	1.0	-	-	1.0		
		Koo, Chiwan	1.0	-	1.0	-	-	1.0		
		Ling, Linus	1.0	-	1.0	-	-	1.0		
		Mims, John	1.0	-	1.0	-	-	1.0		
		Mufti, Nooman	1.0	-	1.0	-	-	1.0		
		Nazzal, Christina	1.0	-	1.0	-	-	1.0		
		Thomas, Patrick	1.0	-	1.0	-	-	1.0		
		Wainerdi, Sean	1.0	-	1.0	-	-	1.0		
		Wan, Qiujie	1.0	-	1.0	-	-	1.0		
		Support (Classified)	1.0	-	-	1.0	-	1.0		
		Slusher Barbara	1.0	-	-	1.0	-	1.0		

College of Engineering
Personnel Summary

By Office Requirement

Run Date 04/22/10 Fall 2008

Unit	Office	Position Category	Name	Count	Teaching	Research	Service	Other	Total
Chemical Engineering				241.0	21.6	88.6		46.5	156.7
Office Needed				241.0	21.6	88.6		46.5	156.7
		Administrator-2		1.0	0.3	0.3		0.5	1.0
			Pishko, Michael	1.0	0.3	0.3		0.5	1.0
		Faculty-1		29.0	19.3	8.8		-	28.2
			Anthony, Rayford	1.0		1.0			1.0
			Balbuena, Perla B	1.0	0.8	0.3			1.0
			Baldwin, John T	1.0	1.0			-	1.0
			Bradshaw, Jerry L	1.0	1.0				1.0
			Cagin, Tahir	1.0	0.8	0.3			1.0
			Chen, Zhilei	1.0	0.8	0.3			1.0
			Cheng, Zheng D	1.0	0.8	0.3			1.0
			El-Halwagi, Mahmoud M	1.0	0.8	0.3			1.0
			Froment, Gilbert	1.0	0.3	0.8			1.0
			Glover, Charles J	1.0	0.8	0.3			1.0
			Hahn, Juergen	1.0	0.8	0.3			1.0
			Hahn, Mariah S	1.0	0.8	0.3			1.0
			Hall, Kenneth R.	1.0		1.0			1.0
			Holtzapple, Mark T	1.0	0.8	0.3			1.0
			Iglesias-Silva, Gustavo A	1.0	1.0				1.0
			Jayaraman, Arul	1.0	0.8	0.3			1.0
			Jeong, Hae-Kwon	1.0	0.8	0.3			1.0
			Kao, Katy C	1.0	0.8	0.3			1.0
			Kuo, Yue	1.0	0.8	0.3			1.0
			Laird, Carl D	1.0	0.8	0.3			1.0
			Mannan, Mahboobul	1.0	0.5	0.5			1.0
			Mentzer, Ray A	1.0	0.3	0.3			0.5
			Rogers, William J	1.0	0.3	0.3			0.7
			Seminario, Jorge M	1.0	0.8	0.3			1.0
			Shantz, Daniel F	1.0	0.8	0.3			1.0
			Silas, James A	1.0	0.8	0.3			1.0
			Ugaz, Victor M	1.0	0.8	0.3			1.0
			Wood, Thomas K	1.0	0.8	0.3			1.0
			Yurttas, Lale	1.0	0.8	0.3			1.0
		Grad Asst NonTeaching		4.0	2.0				2.0
			Abbott, George	1.0	0.5				0.5
			Englert, Derek	1.0	0.5				0.5
			Imam, Tahmina	1.0	0.5				0.5
			Mani Biswas, Mousumi	1.0	0.5				0.5
		Grad Asst Research		105.0		52.5			52.5
			Aradhya, Shreekanta B	1.0		0.5			0.5
			Arman, Bedri	1.0		0.5			0.5
			Bansal, Tarun	1.0		0.5			0.5
			Bao, Buping	1.0		0.5			0.5
			Bowling, Ian M	1.0		0.5			0.5
			Callejas-Tovar, Juan Rafael	1.0		0.5			0.5
			Carvajal Diaz, Jennifer A	1.0		0.5			0.5
			Castellanos, Diana	1.0		0.5			0.5
			Chang, Ya-Wen	1.0		0.5			0.5
			Choi, Kyungoh	1.0		0.5			0.5
			Chu, Yunfei	1.0		0.5			0.5
			Coan, Mary	1.0		0.5			0.5
			Contreras Naranjo, Jose C	1.0		0.5			0.5
			Cristancho, Diego	1.0		0.5			0.5
			Cui, Yuanchen	1.0		0.5			0.5
			Dinh, Linh	1.0		0.5			0.5
			Falls, Matthew D	1.0		0.5			0.5
			Forrest, Andrea	1.0		0.5			0.5
			Garcia Vargas, Nataly	1.0		0.5			0.5
			Garzon, Andrea J	1.0		0.5			0.5
			Gaspard, Jefferey	1.0		0.5			0.5
			Golub, Kristina W	1.0		0.5			0.5
			Gomez Gualdron, Diego	1.0		0.5			0.5
			Gonzalez, Jeremy O	1.0		0.5			0.5
			Han, Rongbin	1.0		0.5			0.5
			Haskins, Justin	1.0		0.5			0.5
			He, Peng	1.0		0.5			0.5

College of Engineering
Personnel Summary

By Office Requirement

Unit	Office	Position Category	Name	Count	Run Date				Total
					Teaching	Research	Service	Other	
Chemical	Office Nee	Grad Asst Research	Hegde, Manjunath N	1.0		0.5			0.5
			Herrera, Carolina	1.0		0.5			0.5
			Hirunsit, Pussana	1.0		0.5			0.5
			Hong, Seok Hoon	1.0		0.5			0.5
			Huang, Jen-Huang	1.0		0.5			0.5
			Huang, Yuwen	1.0		0.5			0.5
			Huang, Zuyi	1.0		0.5			0.5
			Jin, Xin	1.0		0.5			0.5
			Jung, Seunggho	1.0		0.5			0.5
			Khan, Sara	1.0		0.5			0.5
			Kheireddine, Houssein	1.0		0.5			0.5
			Kinanci, Alper	1.0		0.5			0.5
			Kinnibrugh, Karym G	1.0		0.5			0.5
			Kubli-Garfias, Carlos	1.0		0.5			0.5
			Landoll Michael	1.0		0.5			0.5
			Lee, Inho	1.0		0.5			0.5
			Legg, Sean D	1.0		0.5			0.5
			Li, Xiang	1.0		0.5			0.5
			Lian, Peng	1.0		0.5			0.5
			Lin, Chen-Han	1.0		0.5			0.5
			Liu, Lijun	1.0		0.5			0.5
			Lu, Yuan	1.0		0.5			0.5
			Lunn, Jonathan D	1.0		0.5			0.5
			Ma, Qun	1.0		0.5			0.5
			Mahdiyati	1.0		0.5			0.5
			Mantilla, Ivan D	1.0		0.5			0.5
			Mccarthy, Michael C	1.0		0.5			0.5
			McMahon, Rebecca	1.0		0.5			0.5
			Mejia Mejia, Andres Fernando	1.0		0.5			0.5
			Moya, Colby	1.0		0.5			0.5
			Muddu, Radha M.	1.0		0.5			0.5
			Munoz Pinto, Dany	1.0		0.5			0.5
			Newton, Billy	1.0		0.5			0.5
			Nworie, Grace	1.0		0.5			0.5
			Osorio, Carmen	1.0		0.5			0.5
			Ozturk, Serdar	1.0		0.5			0.5
			Patel, Suhani J.	1.0		0.5			0.5
			Pham, Hieu H.	1.0		0.5			0.5
			Pham, Viet	1.0		0.5			0.5
			Pokoo-Aikens, Grace	1.0		0.5			0.5
			Prapaitrakul, Nikompon	1.0		0.5			0.5
			Prem, Katherine	1.0		0.5			0.5
			Pullela, Srinivasa R	1.0		0.5			0.5
			Qi, Ruifeng	1.0		0.5			0.5
			Qu, Chunyan	1.0		0.5			0.5
			Qu, Xin	1.0		0.5			0.5
			Rabie, Arwa H.	1.0		0.5			0.5
			Ramirez, Gustavo E.	1.0		0.5			0.5
			Rana, Morshed	1.0		0.5			0.5
			Rangel, Norma	1.0		0.5			0.5
			Reyes, Luis H	1.0		0.5			0.5
			Rivas-Cardona, Alejandra	1.0		0.5			0.5
			Rojas, Pedro	1.0		0.5			0.5
			Saenz Noval, Lina	1.0		0.5			0.5
			Safitri, Anisa	1.0		0.5			0.5
			Sanchez Torres, Viviana	1.0		0.5			0.5
			Serpas, Mitchell R	2.0		1.0			1.0
			Shi, Nan	1.0		0.5			0.5
			Simeon, Rudo L	1.0		0.5			0.5
			Smith, Aaron	1.0		0.5			0.5
			Songok, Shadrack K	1.0		0.5			0.5
			Suardin, Jaffee	1.0		0.5			0.5
			Vacant, Position	1.0		0.5			0.5
			Wang, Bo	1.0		0.5			0.5
			Wang, Jian	1.0		0.5			0.5
			Wang, Jiejia	1.0		0.5			0.5
			Wang, Qingqing	1.0		0.5			0.5
			Wang, Qingsheng	1.0		0.5			0.5
			Wong Asang, Angelica V	1.0		0.5			0.5
			Word, Daniel P	1.0		0.5			0.5

College of Engineering
Personnel Summary

By Office Requirement

				Run Date	04/22/10	Fall 2008			
Unit	Office	Position Category	Name	Count	Teaching	Research	Service	Other	Total
Chemical	Office Nee	Grad Asst Research	Yang, Xiaole	1.0		0.5			0.5
			Yang, You-Hao	1.0		0.5			0.5
			Yoo, Yeonshick	1.0		0.5			0.5
			Yu, Xiao	1.0		0.5			0.5
			Yun, Geun Woong	1.0		0.5			0.5
			Zhao, Fuman	1.0		0.5			0.5
			Zhu, Yu	1.0		0.5			0.5
		Staff (Non-Classified)		39.0	-	25.0		14.0	39.0
			Bailey, Will P	1.0	-			1.0	1.0
			Bean, Heather D	1.0	-	1.0		-	1.0
			Bozkurt, Bedri	1.0		1.0			1.0
			Cass, Mary	1.0		0.5		0.5	1.0
			Chockalingham, Karuppiah	1.0		1.0			1.0
			Gao, Xiaodan	1.0	-	1.0			1.0
			Garcia, Ryan A	1.0	-			1.0	1.0
			Gerston, Jan R	1.0	-			1.0	1.0
			Ghosh, Anirban	1.0	-	1.0			1.0
			Granda, Cesar	1.0		1.0			1.0
			Green, S. Valerie	1.0		0.5		0.5	1.0
			Guadarrama-Prez, Carlos	1.0		1.0			1.0
			Guo, Yuyan	1.0		1.0			1.0
			Hiibel, Sage R	1.0	-	1.0			1.0
			Hu, Hongbu	1.0		1.0			1.0
			Hubacek, Towanna H	1.0	-			1.0	1.0
			Kanzelberger, Melissa	1.0		1.0			1.0
			Kim, Jeongyun	1.0		1.0			1.0
			Kim, Young Hoon	1.0		1.0			1.0
			Lara, Jorge	1.0		1.0			1.0
			Ma, Yuguang	1.0		1.0			1.0
			Mabray, Katherine	1.0	-			1.0	1.0
			Muniz, Louis	1.0				1.0	1.0
			Ng, Dedy	1.0	-	1.0			1.0
			Ng, Kok Sum	1.0		1.0			1.0
			Nuche, Tina L	1.0	-			1.0	1.0
			Pchenitchnaia, Larissa V.	1.0	-	-		1.0	1.0
			Polasek, Jeffrey J	1.0	-			1.0	1.0
			Prout, Barbara C	1.0	-			1.0	1.0
			Robinson, Royce L	1.0	-			1.0	1.0
			Sagaram, Uma	1.0		1.0			1.0
			Sevik, Cem	1.0		1.0			1.0
			Sotelo-Campos, Juan	1.0		1.0			1.0
			Starkey, Robin S	1.0	-			1.0	1.0
			Startz, Donna K	1.0				1.0	1.0
			Ueda, Akihiro	1.0		1.0			1.0
			Wang, Xiaoxue	1.0		1.0			1.0
			Yu, Chang-Ping	1.0		1.0			1.0
			Zhang, Jubo	1.0		1.0			1.0

College of Engineering
Personnel Summary

By Office Requirement

Run Date 04/22/10 Fall 2008

Unit	Office	Position Category	Name	Count	Teaching	Research	Service	Other	Total
Chemical	Office Nee	Student Staff		58.0	-	0.5		28.5	29.0
			Acosta Perez, Pedro L	1.0	-			0.5	0.5
			Anders, Jonathan S	1.0	-			0.5	0.5
			Attang, Aniekan	1.0	-			0.5	0.5
			Bankole, Olasunkanmi I	1.0	-			0.5	0.5
			Carreto Vazquez, Victor	1.0	-			0.5	0.5
			Christensen, Jennifer L	1.0	-			0.5	0.5
			Connell, Benjamin R	1.0	-			0.5	0.5
			Crum, Aaron J	1.0	-			0.5	0.5
			Cruz, Diana	1.0	-			0.5	0.5
			Cureton, Paul A	1.0	-			0.5	0.5
			Dohnalik, Michael	1.0	-			0.5	0.5
			Farrell, Kim	1.0	-			0.5	0.5
			Galvan, Jason E	1.0	-			0.5	0.5
			Geddada, Hemasundar M	1.0	-			0.5	0.5
			Gilbert, Benjamin	1.0	-			0.5	0.5
			Glass, Branden B	1.0	-			0.5	0.5
			Grupp, Anthony M	1.0	-			0.5	0.5
			Hall, Keith A	1.0	-			0.5	0.5
			Henry, Caroline F	1.0	-			0.5	0.5
			Holtermann, Eric S	1.0	-			0.5	0.5
			Illustre, Jean N	1.0	-			0.5	0.5
			Jamieson, Jessica M	1.0	-			0.5	0.5
			Li, Airong	1.0	-			0.5	0.5
			Mahid, Yashfin	1.0	-			0.5	0.5
			Marshall, Brook N	1.0	-			0.5	0.5
			Millier, Drake D	1.0	-			0.5	0.5
			Morales, Carolina	1.0	-			0.5	0.5
			Nguyen, Nhi T	1.0	-			0.5	0.5
			Ortiz Vega, Diego O	1.0	-			0.5	0.5
			Osunsan, Omorinsola O	1.0	-			0.5	0.5
			Padier, Christopher A	1.0	-			0.5	0.5
			Pate, Lacey A	1.0	-			0.5	0.5
			Pieters, Michelle D	1.0	-			0.5	0.5
			Purpich, Phillip A	1.0	-			0.5	0.5
			Ramsey, Regina M	1.0	-			0.5	0.5
			Rangel Camargo, Heydi M	1.0	-			0.5	0.5
			Rodrigues, Neil	1.0	-			0.5	0.5
			Roseberry, Megan	1.0	-			0.5	0.5
			Salazar, Pablo F	1.0	-			0.5	0.5
			Schmidt, Brittany A	1.0	-			0.5	0.5
			Singh, Sahiba	1.0	-			0.5	0.5
			Srinivas, Rangavittal	1.0	-			0.5	0.5
			Steven, Fnu	1.0	-			0.5	0.5
			Thai, Anh T	1.0	-			0.5	0.5
			Tovar, Roberto	1.0		0.5			0.5
			Tran, Lynda	1.0				0.5	0.5
			Varela Guerrero, Victor	1.0	-			0.5	0.5
			Veselka, Stephanie S	1.0	-			0.5	0.5
			Viveros, Margarita M	1.0	-			0.5	0.5
			Waak, Ashley K	1.0	-			0.5	0.5
			Walthall, Travis W	1.0	-			0.5	0.5
			Wang, Sida	1.0	-			0.5	0.5
			Wehring, Spencer	1.0	-			0.5	0.5
			Wendeborn, Alex J	1.0	-			0.5	0.5
			Wendeborn, David A	1.0	-			0.5	0.5
			Yeu, Seunguk	1.0	-			0.5	0.5
			Young, Kristen M	1.0	-			0.5	0.5
			Young, Laura B	1.0	-			0.5	0.5
		Support (Classified)		5.0	-	1.5		3.5	5.0
			Bobadilla Llerena, Alfredo	1.0		1.0			1.0
			Garza, Anjelica	1.0	-			1.0	1.0
			Marek, Randy A	1.0	-	0.5		0.5	1.0
			Patterson, Jamie	1.0	-			1.0	1.0
			Vacant, Position	1.0	-			1.0	1.0

College of Engineering
Personnel Summary

By Office Requirement

Run Date

04/22/10

Fall 2008

Unit	Office	Position Category	Name	Count	Teaching	Research	Service	Other	Total
Chemical Engineering - MCF				5.0		5.0			5.0
	Office Needed			5.0		5.0			5.0
		Staff (Non-Classified)		5.0		5.0			5.0
			Bisrat, Yordanos	1.0		1.0			1.0
			Liang, Gang	1.0		1.0			1.0
			Maser, Debbie	1.0		1.0			1.0
			Shen, Jingy	1.0		1.0			1.0
			Young, Amanda	1.0		1.0			1.0

College of Engineering
Personnel Summary

By Office Requirement

					Run Date	04/22/10	Fall 2008		
Unit	Office	Position Category	Name	Count	Teaching	Research	Service	Other	Total
Electrical & Computer Eng.				696.0	50.4	302.8		63.0	416.2
Office Needed				696.0	50.4	302.8		63.0	416.2
		Administrator-2		1.0	0.5	0.5			1.0
			Georghiades, Costas	1.0	0.5	0.5			1.0
		Faculty-1		67.0	34.1	32.1			66.2
			Annapareddy, Narasimha	1.0	0.5	0.5			1.0
			Bhattacharyya, S P	1.0	0.5	0.5			1.0
			Biard, James R	1.0	0.5	0.5			1.0
			Braga Neto, Ulisses	1.0	0.5	0.5			1.0
			Butler-Purry, Karen L	1.0	0.5	0.5			1.0
			Cantrell, Pierce	1.0	0.5	0.5			1.0
			Chamberland-Tremblay, Jean-Francois	1.0	0.5	0.5			1.0
			Chan, Andrew K	1.0	0.5	0.5			1.0
			Chang, Kai	1.0	0.5	0.5			1.0
			Cheng, Xing	1.0	0.5	0.5			1.0
			Choi, Gwan	1.0	0.5	0.5			1.0
			Choi, Seong G	1.0	0.5	0.5			1.0
			Cui, Shuguang	1.0	0.5	0.5			1.0
			Datta, Aniruddha	1.0	0.5	0.5			1.0
			Dougherty, Edward R	1.0	0.5	0.5			1.0
			Ehsani, Mehrdad	1.0	0.5	0.5			1.0
			Eknoyan, Ohannes	1.0	0.5	0.5			1.0
			Enjeti, Prasad	1.0	0.5	0.5			1.0
			Entesari, Kamran	1.0	0.5	0.5			1.0
			Gratz, Paul	1.0	0.5	0.5			1.0
			Halverson, Don R	1.0	0.5	0.5			1.0
			Han, Arum	1.0	0.5	0.5			1.0
			Harris, Harlan R	1.0	0.5	0.5			1.0
			Hemmer, Philip R	1.0	0.5	0.5			1.0
			Hoyos, Sebastian	1.0	0.5	0.5			1.0
			Hu, Jiang	1.0	0.5	0.5			1.0
			Huang, Gang M	1.0	0.5	0.5			1.0
			Huff, Gregory H	1.0	0.5	0.5			1.0
			Ji, Jim X	1.0	0.5	0.5			1.0
			Kameoka, Jun	1.0	0.5	0.5			1.0
			Karsilayan, Aydin I	1.0	0.5	0.5			1.0
			Kezunovic, Mladen	1.0	0.5	0.5			1.0
			Khatri, Sunil P	1.0	0.5	0.5			1.0
			Kish, Laszlo B	1.0	0.5	0.5			1.0
			Kundur, Deepa	1.0	0.5	0.5			1.0
			Li, Peng	1.0	0.5	0.5			1.0
			Liu, Tie	1.0	0.5	0.5			1.0
			Lu, Mi	1.0	0.5	0.5			1.0
			Madsen, Christi K	1.0	0.5	0.5			1.0
			Mercer, Ray	1.0	0.1	0.1			0.2
			Michalski, Krys	1.0	0.5	0.5			1.0
			Miller, Scott L	1.0	0.5	0.5			1.0
			Narayanan, Krishna R	1.0	0.5	0.5			1.0
			Nevels, Robert D	1.0	0.5	0.5			1.0
			Nguyen, Cam V	1.0	0.5	0.5			1.0
			Palermo, Samuel	1.0	0.5	0.5			1.0
			Pfister, Henry D	1.0	0.5	0.5			1.0
			Righetti, Raffaella	1.0	0.5	0.5			1.0
			Russell, Billy D	1.0	0.5	0.5			1.0
			Sanchez-Sinencio, E	1.0	0.5	0.5			1.0
			Savari, Serap A	1.0	0.5	0.5			1.0
			Shakkottai, Srinivas G	1.0	0.5	0.5			1.0
			Silva-Martinez, Jose E	1.0	0.5	0.5			1.0
			Singh, Chanan	1.0	0.5	0.5			1.0
			Sprintson, Alexander	1.0	0.5	0.5			1.0
			Styblinski, Bogumila	1.0	1.0				1.0
			Su, Chin B	1.0	0.5	0.5			1.0
			Toliyat, Hamid A	1.0	0.5	0.5			1.0
			Tyler, John E	1.0	1.0				1.0
			Vacant, Position	1.0	0.5	0.5			1.0
			Wang, Haiyan	1.0	0.5	0.5			1.0
			Wright, Steven M	1.0	0.5	0.5			1.0
			Xiong, Zixiang	1.0	0.5	0.5			1.0
			Yoon, Byung-Jun	1.0	0.5	0.5			1.0

College of Engineering
Personnel Summary

By Office Requirement

Run Date 04/22/10 Fall 2008

Unit	Office	Position Category	Name	Count	Teaching	Research	Service	Other	Total
Electrical	Office Nee	Faculty-1	Zhang, Xi	1.0	0.5	0.5			1.0
			Zou, Jun	1.0	0.5	0.5			1.0
			Zourntos, Takis	1.0	0.5	0.5			1.0
		Faculty-2		20.0	4.3	15.7			20.0
			Altet, Josep	1.0	0.2	0.8			1.0
			Cho, YoungHak	1.0	0.2	0.8			1.0
			Choi, In-Kyeong	1.0	0.2	0.8			1.0
			Deng, Xianda	1.0	0.2	0.8			1.0
			Guo, mei	1.0	0.2	0.8			1.0
			Hanczar, Bpaise	1.0	0.2	0.8			1.0
			Huang, Zhen	1.0	0.2	0.8			1.0
			Ishikawa, Yohei	1.0	0.2	0.8			1.0
			Liu, Jun	1.0	0.2	0.8			1.0
			Liu, Liang	1.0	0.2	0.8			1.0
			Liu, Ruifang	1.0	0.2	0.8			1.0
			Liu, Sijia	1.0	0.2	0.8			1.0
			Martinez-Garcia, Herminio	1.0	0.2	0.8			1.0
			Qarage, Khalid	1.0	0.2	0.8			1.0
			Rhee, Ill-Keun	1.0	0.2	0.8			1.0
			Shu, Wei	1.0	0.2	0.8			1.0
			Strieter, Frederick J	1.0	0.5	0.5			1.0
			Wang, Jing	1.0	0.2	0.8			1.0
			Xu, Ning	1.0	0.2	0.8			1.0
			Zhang, Liang	1.0	0.2	0.8			1.0
		Grad Asst NonTeaching		8.0		4.0			4.0
			Bland, Ryan	1.0		0.5			0.5
			Bosshard, John	1.0		0.5			0.5
			Horbaczewski, Ian D	1.0		0.5			0.5
			Liu, Yong	1.0		0.5			0.5
			Long, Stephen A	1.0		0.5			0.5
			Mukherjee, Parijat	1.0		0.5			0.5
			Xu, Yixing	1.0		0.5			0.5
			Yang, Yoonseok	1.0		0.5			0.5
		Grad Asst Research		122.0		61.0			61.0
			Abdel Ghany, Ehab	1.0		0.5			0.5
			Abedini, Navid	1.0		0.5			0.5
			Adams, Donald	1.0		0.5			0.5
			Aggarwal, Anupam	1.0		0.5			0.5
			Ahmad, Aitzaz	1.0		0.5			0.5
			Ahmed, Ramy A	1.0		0.5			0.5
			Alex, Deepu	1.0		0.5			0.5
			Baek, Jeihoon	1.0		0.5			0.5
			Bagchi, Arijit	1.0		0.5			0.5
			Banaei, Armin	1.0		0.5			0.5
			Bi, Zhenxing	1.0		0.5			0.5
			Bouida, Zied	1.0		0.5			0.5
			Chang, Yu-Bing	1.0		0.5			0.5
			Charalambous, Charalambos	1.0		0.5			0.5
			Cho , Sungmee	1.0		0.5			0.5
			Choi, Daehyun	1.0		0.5			0.5
			Cui, Dehu	1.0		0.5			0.5
			Dalton, Lori	1.0		0.5			0.5
			Degeilh, Yannick	1.0		0.5			0.5
			Dogan, Mert	1.0		0.5			0.5
			Dong, Wei	1.0		0.5			0.5
			Dong, Yimai	1.0		0.5			0.5
			Dunn, Marcus	1.0		0.5			0.5
			Dutta, Papiya	1.0		0.5			0.5
			El Rouayheb, Salim	1.0		0.5			0.5
			El-Halabi, Mustapha	1.0		0.5			0.5
			Essakiappan, Somasundaram	1.0		0.5			0.5
			Falahi, Milad	1.0		0.5			0.5
			Farhangi, Babak	1.0		0.5			0.5
			Farraj, Abdallah	1.0		0.5			0.5
			Faryabi, Babak	1.0		0.5			0.5
			Feng, Ke	1.0		0.5			0.5
			Feng, Shuo	1.0		0.5			0.5

College of Engineering
Personnel Summary

By Office Requirement

Unit	Office	Position Category	Name	Count	Run Date				Total
					04/22/10	Fall 2008	Teaching	Research	
Electrical	Office Nee	Grad Asst Research	Feng, Xianyong	1.0			0.5		0.5
			Feng, Zhuo	1.0			0.5		0.5
			Gao, Long	1.0			0.5		0.5
			Garcia-Uribe, Alejandro	1.0			0.5		0.5
			Ghaffari, Noushin	1.0			0.5		0.5
			Ghavami Shahri, Seyed	1.0			0.5		0.5
			Goldberger, Sean	1.0			0.5		0.5
			Gosangi, Rakesh	1.0			0.5		0.5
			Guan, Yufan	1.0			0.5		0.5
			He, Wenyan	1.0			0.5		0.5
			Hong, Jung M	1.0			0.5		0.5
			Hong, Sungmin	1.0			0.5		0.5
			Hou, Huijie	1.0			0.5		0.5
			Huang, Chuan	1.0			0.5		0.5
			Huang, Yi-Le	1.0			0.5		0.5
			Jian , Yung-Yih	1.0			0.5		0.5
			Jiang, Jinjing	1.0			0.5		0.5
			Jiang, Kai	1.0			0.5		0.5
			Jing, Nan	1.0			0.5		0.5
			John-Wilson, Makesh	1.0			0.5		0.5
			Karkala, Vinay	1.0			0.5		0.5
			Kim, Byung Hak	1.0			0.5		0.5
			Kim, Ick Chan	1.0			0.5		0.5
			Koo, Chiwan	1.0			0.5		0.5
			Kumar, Nikhil	1.0			0.5		0.5
			Layek, Ritwik	1.0			0.5		0.5
			Lee, Jaehan	1.0			0.5		0.5
			Lee, Joon Hwan	1.0			0.5		0.5
			Lee, Sanghun	1.0			0.5		0.5
			Lee, Yong Oh	1.0			0.5		0.5
			Li, Huifeng	1.0			0.5		0.5
			Liu, Yifang	1.0			0.5		0.5
			Lo, Yung-Chung	1.0			0.5		0.5
			Lotfifard, Saeed	1.0			0.5		0.5
			Lu , Cho-Ying	1.0			0.5		0.5
			Ly, Hung	1.0			0.5		0.5
			Mashayekh, Salman	1.0			0.5		0.5
			Matic Cuka, Biljana	1.0			0.5		0.5
			Mayhorn, Ebony	1.0			0.5		0.5
			Mohammad, Muneer	1.0			0.5		0.5
			Nagarajan, Ramya	1.0			0.5		0.5
			Nguyen, Phong	1.0			0.5		0.5
			Noor, Amina	1.0			0.5		0.5
			Parag, Parimal	1.0			0.5		0.5
			Park, Hyunsoo	1.0			0.5		0.5
			Park, Jaewon	1.0			0.5		0.5
			Park, Sangwoo	1.0			0.5		0.5
			Ren , Jinfeng	1.0			0.5		0.5
			Rezaei Yousefi, Mohammadmahdi	1.0			0.5		0.5
			Saeed, Ahmed	1.0			0.5		0.5
			Sahraeian, Sayed M	1.0			0.5		0.5
			Solmaz, Mehmet	1.0			0.5		0.5
			Su, Junjie	1.0			0.5		0.5
			Subramanian, Hariharan	1.0			0.5		0.5
			Suh, Jae Woo	1.0			0.5		0.5
			Sun, Youting	1.0			0.5		0.5
			Sung, Won Ju	1.0			0.5		0.5
			Tabaabaiei Yazdi, Seyed	1.0			0.5		0.5
			Tan, Wee Chong	1.0			0.5		0.5
			Torres, Joselyn T	1.0			0.5		0.5
			Tsai, Chen-Fong	1.0			0.5		0.5
			Vahedi, Golnaz	1.0			0.5		0.5
			Vartanian, Robert	1.0			0.5		0.5
			Vu, Thang	1.0			0.5		0.5
			Wang, Miao	1.0			0.5		0.5
			Wischkaemper, Jeffrey	1.0			0.5		0.5
			Wu, Xiaojian	1.0			0.5		0.5
			Xia, Xin	1.0			0.5		0.5
			Xu, Feng	1.0			0.5		0.5
			Yadav, Sandeep	1.0			0.5		0.5

College of Engineering
Personnel Summary

By Office Requirement

Unit	Office	Position Category	Name	Count	Run Date				Total		
					Teaching	Research	Service	Other			
Electrical	Office Nee	Grad Asst Research	Yang, Xu	1.0		0.5			0.5		
			Yapici, Murat K	1.0		0.5			0.5		
			Ye, Xiaoji	1.0		0.5			0.5		
			Yedla, Arvind	1.0		0.5			0.5		
			Yin, Leyi	1.0		0.5			0.5		
			Yoo, Jae W	1.0		0.5			0.5		
			Yu, Guo	1.0		0.5			0.5		
			Yu, Zhuizhuan	1.0		0.5			0.5		
			Zeng, Meng	1.0		0.5			0.5		
			Zeng, Zhiyu	1.0		0.5			0.5		
			Zhang, Fan	1.0		0.5			0.5		
			Zhang, Lili	1.0		0.5			0.5		
			Zhang, Yifu	1.0		0.5			0.5		
			Zhang, Yong	1.0		0.5			0.5		
			Zhao, Chen	1.0		0.5			0.5		
			Zhao, Dongbo	1.0		0.5			0.5		
			Zheng, Ce	1.0		0.5			0.5		
			Zhou, Qing	1.0		0.5			0.5		
			Zollanvari, Amin	1.0		0.5			0.5		
					Grad Asst Teaching		46.0	11.5	11.5		23.0
						Agyepong, Kwadwo S	1.0	0.3	0.3		0.5
						Amberg, Ariana	1.0	0.3	0.3		0.5
						Amirabadi, Mahshid	1.0	0.3	0.3		0.5
						Amrinder Singh, FNU	1.0	0.3	0.3		0.5
						Balasubramanian, Anantharaman	1.0	0.3	0.3		0.5
						Barazarte, Ronald	1.0	0.3	0.3		0.5
						Booker, Graham B	1.0	0.3	0.3		0.5
						Chen, Wei-Yu	1.0	0.3	0.3		0.5
						Choi, Dae H	1.0	0.3	0.3		0.5
						Dash, Rajballav	1.0	0.3	0.3		0.5
						Dixit, Richa	1.0	0.3	0.3		0.5
			Elsayed, Mohamed	1.0	0.3	0.3		0.5			
			Eubanks, Travis	1.0	0.3	0.3		0.5			
			Frank, Nicolas W	1.0	0.3	0.3		0.5			
			Geha, Chadi D	1.0	0.3	0.3		0.5			
			Grover, Sameer	1.0	0.3	0.3		0.5			
			Guo, Chenyan	1.0	0.3	0.3		0.5			
			Harris, Amanda L	1.0	0.3	0.3		0.5			
			Ho, Yenpo	1.0	0.3	0.3		0.5			
			Hollingsworth, Neal A	1.0	0.3	0.3		0.5			
			Hughes, Benjamin J	1.0	0.3	0.3		0.5			
			Jainsky, Julien S	1.0	0.3	0.3		0.5			
			Kim, Hyun Soo	1.0	0.3	0.3		0.5			
			Ko , Hyungduk	1.0	0.3	0.3		0.5			
			Kumar, Rajesh	1.0	0.3	0.3		0.5			
			Lee, Jin-Yi J	1.0	0.3	0.3		0.5			
			Lopez Rivera, Marcos L	1.0	0.3	0.3		0.5			
			Lunsford, Patrick	1.0	0.3	0.3		0.5			
			Mcdonald, Jacob J	1.0	0.3	0.3		0.5			
			Mekala, Venkata	1.0	0.3	0.3		0.5			
			Mendonca, Rouella	1.0	0.3	0.3		0.5			
			Mincey, John S	1.0	0.3	0.3		0.5			
			Narasimhan, Srinath	1.0	0.3	0.3		0.5			
			Onabajo, Marvin	1.0	0.3	0.3		0.5			
			Pang, Chengzong	1.0	0.3	0.3		0.5			
			Pentakota, Krishna A	1.0	0.3	0.3		0.5			
			Periasamy, Vijayaramalingam	1.0	0.3	0.3		0.5			
			Podduturi, Vinith	1.0	0.3	0.3		0.5			
			Powdrill, Thomas D	1.0	0.3	0.3		0.5			
			Raviprakash, Karthik	1.0	0.3	0.3		0.5			
			Sekar, Vikram	1.0	0.3	0.3		0.5			
			Song, Younghoon	1.0	0.3	0.3		0.5			
			Su , Hang	1.0	0.3	0.3		0.5			
			Su, Hang	1.0	0.3	0.3		0.5			
			Uppal, Momin A	1.0	0.3	0.3		0.5			
			Yancey, Billy F	1.0	0.3	0.3		0.5			

College of Engineering
Personnel Summary

By Office Requirement

Run Date 04/22/10 Fall 2008

Unit	Office	Position Category	Name	Count	Teaching	Research	Service	Other	Total
Electrical	Office Nee	other		311.0		157.0			157.0
			, Amrinder Singh,	1.0		0.5			0.5
			,Ashwath Kumar, Kumar Krishnared	1.0		0.5			0.5
			Abbas Moha, Ahmed	1.0		0.5			0.5
			Abdul-Latif, Mohammed	1.0		0.5			0.5
			Adusumilli, Praveen	1.0		0.5			0.5
			Agarwal, Tarun	1.0		0.5			0.5
			Ahn, YoungWoo	1.0		0.5			0.5
			Alaparathi, Srikanth	1.0		0.5			0.5
			Alice, Alice	1.0		0.5			0.5
			Alvarado-Rivera, Gloria	1.0		0.5			0.5
			Amble, Meghana	1.0		0.5			0.5
			Amer, Ahmed	1.0		0.5			0.5
			Anugu, Shweta	1.0		0.5			0.5
			Araujo, Roy	1.0		0.5			0.5
			Armendariz, Marcelino	1.0		0.5			0.5
			Arunachalam, Rajesh	1.0		0.5			0.5
			Arzouni, Nibal	1.0		0.5			0.5
			Assaad, Rida	1.0		0.5			0.5
			Azadpour, Mahmood	1.0		0.5			0.5
			Aziz, Ahsan	1.0		0.5			0.5
			Balakrishnan, Anand	1.0		0.5			0.5
			Balakrishnan, Divya	1.0		0.5			0.5
			Balasundaram, Ramya	1.0		0.5			0.5
			Bao, Xin	1.0		0.5			0.5
			barrera, Joel	1.0		0.5			0.5
			Bayes, Phillip	1.0		0.5			0.5
			Berber, Feyza	1.0		0.5			0.5
			Bhagawat, Pankaj	1.0		0.5			0.5
			Bhamidipati, Bharadvaj	1.0		0.5			0.5
			Bhatia, Sahil	1.0		0.5			0.5
			Boakye, Emmanuel	1.0		0.5			0.5
			Bock, TuangChern	1.0		0.5			0.5
			Bollapalli, Kalyana	1.0		0.5			0.5
			Bolutife, Ajayi	1.0		0.5			0.5
			Cai, Pei-Li (Kyle)	1.0		0.5			0.5
			Campbell, Steven	1.0		0.5			0.5
			Carreon Bautista, Salvador	1.0		0.5			0.5
			Caruth, Drew	1.0		0.5			0.5
			Chang, Chieh-Wei	1.0		0.5			0.5
			Chang, Chun-Hsiang	1.0		0.5			0.5
			Chaudhry, Anuj	1.0		0.5			0.5
			Chen, Bo	1.0		0.5			0.5
			Chen, Guangming	1.0		0.5			0.5
			Chen, Hongbo	1.0		0.5			0.5
			Chen, Hsien-Pu	1.0		0.5			0.5
			Chen, Lei	1.0		0.5			0.5
			Chiang, Cheng-Ta	1.0		0.5			0.5
			Chien, Cheng-Ming	1.0		0.5			0.5
			Chien, Yu Chieh	1.0		0.5			0.5
			Chinna Balareddy, Karthik	1.0		0.5			0.5
			Chiu, Hsiang Wen	1.0		0.5			0.5
			Choi, Seung Deog	1.0		0.5			0.5
			Cholleti, Vipin	1.0		0.5			0.5
			Chopde, Anup	1.0		0.5			0.5
			Chou, Hung-Ming	1.0		0.5			0.5
			Colli-Menchi, Adrian	1.0		0.5			0.5
			Cordero Calle, Victor	1.0		0.5			0.5
			Dabirzadeh, Arash	1.0		0.5			0.5
			Damle, Gayatri	1.0		0.5			0.5
			Daneshvar, Roozbeh	1.0		0.5			0.5
			Dasari, Deepthi	1.0		0.5			0.5
			Davis, Clinton Paul	1.0		0.5			0.5
			Dayal, Akshit	1.0		0.5			0.5
			Deka, Sthiti	1.0		0.5			0.5
			Denniston, Nick	1.0		0.5			0.5
			Devkota, Prajjwal	1.0		0.5			0.5
			Dhal, Surjyendu	1.0		0.5			0.5
			Dietert, Cole	1.0		0.5			0.5
			Drummond, Franklin	1.0		0.5			0.5

College of Engineering
Personnel Summary

By Office Requirement

Run Date 04/22/10 Fall 2008

Unit	Office	Position Category	Name	Count	Teaching	Research	Service	Other	Total
Electrical	Office Nee	other	Dwobeng, Ebenezer	1.0		0.5			0.5
			Eachempatti, Haritha	1.0		0.5			0.5
			Eigenbrodt, Edwin	1.0		0.5			0.5
			Ekin, Sabit	1.0		0.5			0.5
			El-Nozahi, Mohamed	1.0		0.5			0.5
			EIRouayheb, Salim Y	1.0		0.5			0.5
			Emani, Sriram Sarma	1.0		0.5			0.5
			Eskandari Halvaii, Ali	1.0		0.5			0.5
			Esquit Hernandez, Carlos Alberto	1.0		0.5			0.5
			Fatehi, Ehsan	1.0		0.5			0.5
			Ferdous, Shahriar	1.0		0.5			0.5
			Fernandez, Felix	1.0		0.5			0.5
			Funmilayo, Hamed	1.0		0.5			0.5
			Gaade, Dayasagar	1.0		0.5			0.5
			Gaddam, Shwetha	1.0		0.5			0.5
			Gadde, Venkata	1.0		0.5			0.5
			Gampala, Geetha	1.0		0.5			0.5
			Ganesan, Sivakumar	1.0		0.5			0.5
			Ganta, Saikrishna	1.0		0.5			0.5
			Garg, Kapil	1.0		0.5			0.5
			Garg, Rajesh	1.0		0.5			0.5
			Garrison, John A.	1.0		0.5			0.5
			Gaxiola-Sosa, Jesus Efrain	1.0		0.5			0.5
			Gencoglu, Cemal	1.0		0.5			0.5
			Gharaibeh, Ammar	1.0		0.5			0.5
			Gong, Jingxuan	1.0		0.5			0.5
			Gonzalez Dominguez, Guadalupe	1.0		0.5			0.5
			Gopalraju, Seenu	1.0		0.5			0.5
			Gulati, Kanupriya	1.0		0.5			0.5
			Gupta, Richa	1.0		0.5			0.5
			Han, Xu	1.0		0.5			0.5
			Hansen, Jonathan	1.0		0.5			0.5
			Hawke, Joshua	1.0		0.5			0.5
			Hern, Brett	1.0		0.5			0.5
			Hernandez, Gerardo	1.0		0.5			0.5
			Hodgson, James(Keith)	1.0		0.5			0.5
			Huang, Hao	1.0		0.5			0.5
			Huang, Shan	1.0		0.5			0.5
			Hwang, Seokmin	1.0		0.5			0.5
			Ileri, Gokhan	1.0		0.5			0.5
			Ivanov, Ivan	1.0		0.5			0.5
			Jackson, Aaron	1.0		0.5			0.5
			Jampala, Sasanka	1.0		0.5			0.5
			Jang, SunHwan	1.0		0.5			0.5
			Jayaraman Narassimhan, Easwarar	1.0		0.5			0.5
			Jiang, Zhongwei	1.0		0.5			0.5
			Jin, Jiayi	1.0		0.5			0.5
			Jindal, Tanuj	1.0		0.5			0.5
			Jirarakopakun, Yuttapong	1.0		0.5			0.5
			Jonnakuty, Srinivas	1.0		0.5			0.5
			Jung, JuYoung	1.0		0.5			0.5
			Kalusalingam, Shiriram	1.0		0.5			0.5
			Karsilayan, Nur	1.0		0.5			0.5
			Kaska, Brian	1.0		0.5			0.5
			Kenzhegulov, Yerkin	1.0		0.5			0.5
			Kilaru, Vijetha	1.0		0.5			0.5
			Kim, ByungHak	1.0		0.5			0.5
			Kim, David	1.0		0.5			0.5
			Kim, Eun Cheol	1.0		0.5			0.5
			Kim, Hag-Kwen	1.0		0.5			0.5
			Kim, Hyunchul	1.0		0.5			0.5
			Kim, Jangsub	1.0		1.0			1.0
			Kim, Jusung	1.0		0.5			0.5
			Kim, Woosik	1.0		0.5			0.5
			Konda, Sahitya	1.0		0.5			0.5
			Kondepudi, Gayatri	1.0		0.5			0.5
			Kothapalli, Vivekanand	1.0		0.5			0.5
			Kotte Prakasam, Pradeep	1.0		0.5			0.5
			Krishnan, Lakshminarasimhan	1.0		0.5			0.5
			KrishnaReddy, Ashwath	1.0		0.5			0.5

College of Engineering
Personnel Summary

By Office Requirement

Unit	Office	Position Category	Name	Count	Run Date				Total
					04/22/10	Teaching	Research	Service	
Electrical	Office Nee	other	Kubiak, Kelly	1.0				0.5	0.5
			Kulkarni, Ketan	1.0				0.5	0.5
			Kulkarni, Mandar	1.0				0.5	0.5
			Kulkarni, Raghavendra	1.0				0.5	0.5
			Kumar, Harish	1.0				0.5	0.5
			Kumar, Poornachandran	1.0				0.5	0.5
			Lai, Lin	1.0				0.5	0.5
			Larsson, Andreas	1.0				0.5	0.5
			Learn, Mark	1.0				0.5	0.5
			Lee, Tae-Hua	1.0				0.5	0.5
			Lee, Won Suk	1.0				0.5	0.5
			Lee,, JaeHan	1.0				0.5	0.5
			Lei, Yu	1.0				0.5	0.5
			Li, Jinghua	1.0				0.5	0.5
			Li, Mohan	1.0				0.5	0.5
			Li, Tso-Wei	1.0				0.5	0.5
			Li, Yingying	1.0				0.5	0.5
			Li, Yu-Lin	1.0				0.5	0.5
			Liao, Hung-Yi	1.0				0.5	0.5
			Lim, Hojoon	1.0				0.5	0.5
			Liu, Haowei	1.0				0.5	0.5
			Liu, Shan	1.0				0.5	0.5
			Liu, Ya-Chi	1.0				0.5	0.5
			Liu, Yang	1.0				0.5	0.5
			Liu, Zhan	1.0				0.5	0.5
			LOIZOU, LOIZOS	1.0				0.5	0.5
			Longsine, Whitney	1.0				0.5	0.5
			Lotlikar, Swapnil	1.0				0.5	0.5
			Lu, Tianlin	1.0				0.5	0.5
			Luo, Yuan	1.0				0.5	0.5
			Madaparambil, Krishna	1.0				0.5	0.5
			Maduike, Dumezie	1.0				0.5	0.5
			Malota, Andrew	1.0				0.5	0.5
			Manne, Rishia	1.0				0.5	0.5
			Marshall, Kyle Charles	1.0				0.5	0.5
			Mathur, Priyanka	1.0				0.5	0.5
			Mburu, Michael	1.0				0.5	0.5
			McLauchlin, Stephen	1.0				0.5	0.5
			Meenakshi Sundaram, Vivek	1.0				0.5	0.5
			Mehl, Peter	1.0				0.5	0.5
			Mehta, Rushi	1.0				0.5	0.5
			Min, ByungHo	1.0				0.5	0.5
			Misbah, Farah	1.0				0.5	0.5
			Misley, Heath	1.0				0.5	0.5
			Mohammed, Mobashir Abrar	1.0				0.5	0.5
			Mohammed, Shoeb Ahmed	1.0				0.5	0.5
			Muhammad Abdullah, Reza	1.0				0.5	0.5
			Muthiah, Sethulakshmi	1.0				0.5	0.5
			Myers(Kramer), Michelle	1.0				0.5	0.5
			Nagasubramanian, Keerthivasa	1.0				0.5	0.5
			Nair, Sanjay	1.0				0.5	0.5
			Nam, Hyokwon	1.0				0.5	0.5
			Nam, SungSik	1.0				0.5	0.5
			Nandakumar, Hari Prasad	1.0				0.5	0.5
			Narayanan, Naresh	1.0				0.5	0.5
			Neelakanda, Kaarthikeyan	1.0				0.5	0.5
			Nikbakhtan, Behrooz	1.0				0.5	0.5
			Ou, Xiaoxi	1.0				0.5	0.5
			Ozgul, Damla	1.0				0.5	0.5
			Padyana, Aravind	1.0				0.5	0.5
			Pai, Vinayak	1.0				0.5	0.5
			Palanippa, Arun	1.0				0.5	0.5
			Pallapothu, Karthik	1.0				0.5	0.5
			Pankratz, Erik	1.0				0.5	0.5
			Park, Changjoon	1.0				0.5	0.5
			Park, JoungWon	1.0				0.5	0.5
			Park, Sang Wook	1.0				0.5	0.5
			Patibandla, Harsha	1.0				0.5	0.5
			Pearce, Joshua	1.0				0.5	0.5
			Peksen, Huseyin	1.0				0.5	0.5

College of Engineering
Personnel Summary

By Office Requirement

Run Date 04/22/10 Fall 2008

Unit	Office	Position Category	Name	Count	Teaching	Research	Service	Other	Total
Electrical	Office Nee	other	Perez, Jr., Alfredo	1.0		0.5			0.5
			Popelka, David	1.0		0.5			0.5
			Prabhakar, Abhiram	1.0		0.5			0.5
			Prabhu, Subodh	1.0		0.5			0.5
			Pradhan, Saurabh	1.0		0.5			0.5
			Punyala, Srikalyani	1.0		0.5			0.5
			Qian, Chengliang	1.0		0.5			0.5
			Rabelo, Renato	1.0		0.5			0.5
			Rachamalla, Venkata	1.0		0.5			0.5
			Raghavan, Hemant	1.0		0.5			0.5
			Rahimian, Mina	1.0		0.5			0.5
			Ramachandran, Aarthi	1.0		0.5			0.5
			Ramachandran, Prasanna	1.0		0.5			0.5
			RAMAKRISHNAN, SUNDARARAJA	1.0		0.5			0.5
			Raman, Ramya	1.0		0.5			0.5
			Ramirez, Katie	1.0		0.5			0.5
			Reddy, Shivananda	1.0		0.5			0.5
			Rengarajan, Janarthanan	1.0		0.5			0.5
			Rivera, Jason	1.0		0.5			0.5
			Rojas-Gonzalez, Miguel	1.0		0.5			0.5
			Rolando, David	1.0		0.5			0.5
			Rouzmehr, Babak	1.0		0.5			0.5
			Sah, Sankalp	1.0		0.5			0.5
			Saha, Arojit	1.0		0.5			0.5
			Saibua, Sawin	1.0		0.5			0.5
			Sakla, Wesam	1.0		0.5			0.5
			Salas Montiel, Rafael	1.0		1.0			1.0
			Samanta, Rupak	1.0		0.5			0.5
			Samarasingh, Punsiri	1.0		0.5			0.5
			Sambasivan, Vaidyanathan	1.0		0.5			0.5
			Sambasubramanian, Srinath	1.0		0.5			0.5
			Sampath, Senthil	1.0		0.5			0.5
			Sanders, Anthony	1.0		0.5			0.5
			Sauceda, Matthew	1.0		0.5			0.5
			Sekyiamah, Charles	1.0		0.5			0.5
			Selvaraj, Rakesh	1.0		0.5			0.5
			Serpedin, Erchin	1.0		0.5			0.5
			Shah, Bijay	1.0		0.5			0.5
			Shah, Pratik	1.0		0.5			0.5
			Shannon, Donelson	1.0		0.5			0.5
			Sheth, Mugdha	1.0		0.5			0.5
			Shi, Weiping	1.0		0.5			0.5
			Shim, Kyu-Nam	1.0		0.5			0.5
			Silva-Rivas, Jose Fabian	1.0		0.5			0.5
			Singh, Manish	1.0		0.5			0.5
			Singh, Rudresh	1.0		0.5			0.5
			Smith, Richard	1.0		0.5			0.5
			Snider, William	1.0		0.5			0.5
			Soni, Tarun	1.0		0.5			0.5
			Spring, Jacob	1.0		0.5			0.5
			Sridharan, Uma Priya	1.0		0.5			0.5
			Srinivasan, Sathish	1.0		0.5			0.5
			Stedehouder, Jeroen	1.0		0.5			0.5
			Sureshragupathi, Shreenaath	1.0		0.5			0.5
			Swaminathan, Ramanathan	1.0		0.5			0.5
			Tadi, ChaitanyaKrishna	1.0		0.5			0.5
			TAMILARASAN, KARTHIK PRABHI	1.0		0.5			0.5
			Tan, Junhua	1.0		0.5			0.5
			Theriot, Christian	1.0		0.5			0.5
			Tolety, Anurag	1.0		0.5			0.5
			Tseng, ShaoHang	1.0		0.5			0.5
			Tunali, Nihat Engin	1.0		0.5			0.5
			Turkson, Richard	1.0		0.5			0.5
			Ustunel, Eser	1.0		0.5			0.5
			Vakulabaranam Sridharan, Sriram	1.0		0.5			0.5
			Vanbuskirk, Robert	1.0		0.5			0.5
			Vandrase, Vivek	1.0		0.5			0.5
			Varadan, Sridhar	1.0		0.5			0.5
			Vaze, Amod	1.0		0.5			0.5
			Venkatraman, Arunprasad	1.0		0.5			0.5

College of Engineering
Personnel Summary

By Office Requirement

Unit	Office	Position Category	Name	Count	Run Date				Total			
					04/22/10	Fall 2008	Teaching	Research		Service	Other	
Electrical	Office Nee	other	Vijaya Shakar, Aswin	1.0		0.5			0.5			
			Wang, Lingfeng	1.0		0.5			0.5			
			Wang, Xingheng	1.0		0.5			0.5			
			Wardlaw, Jason	1.0		0.5			0.5			
			Wei, Jin	1.0		0.5			0.5			
			Weng, Jin	1.0		0.5			0.5			
			Whitehead, Gregory Carl	1.0		0.5			0.5			
			Woo, Jung Hwan	1.0		0.5			0.5			
			Xu, Yang	1.0		0.5			0.5			
			Yadav, ManojKumar	1.0		0.5			0.5			
			Yambem, Lamyamba	1.0		0.5			0.5			
			Yan, Ping	1.0		0.5			0.5			
			Yang, HaeWoong	1.0		0.5			0.5			
			Yang, Muchuan	1.0		0.5			0.5			
			Yang, Yang	1.0		1.0			1.0			
			Yang, Yu	1.0		0.5			0.5			
			Yeung, Nelson	1.0		0.5			0.5			
			Yin, Zhiyuan	1.0		0.5			0.5			
			Yoon, JongSik	1.0		0.5			0.5			
			Yu, Ji Hyoung	1.0		0.5			0.5			
			Yum, Honam	1.0		0.5			0.5			
			Zapata, Todd	1.0		0.5			0.5			
			Zarate, Jorge	1.0		0.5			0.5			
			Zhang, Chao	1.0		0.5			0.5			
			Zhang, Haibo	1.0		0.5			0.5			
			Zhang, Heng	1.0		0.5			0.5			
			Zhang, Yifu	1.0		0.5			0.5			
			Zhao, Chang	1.0		0.5			0.5			
			Zhao, Rui	1.0		0.5			0.5			
			Zhao, Xuan	1.0		0.5			0.5			
			Zhou, Yi	1.0		0.5			0.5			
			Zou, Jie	1.0		0.5			0.5			
			Staff (Non-Classified)				38.0		21.0		17.0	38.0
						Allen, Janice M	1.0				1.0	1.0
						AmirAslanzadeh, Hesam	1.0		1.0			1.0
						Atkins, Robert A	1.0				1.0	1.0
						Badayos, Noah	1.0		1.0			1.0
						Benner, Carl	1.0		1.0			1.0
Carda, Tammy L	1.0							1.0	1.0			
Chaudhry, Mohammad Asad	1.0					1.0			1.0			
Currin, Linda J	1.0							1.0	1.0			
Gambhir, Manisha	1.0					1.0			1.0			
Gao, Yimin	1.0					1.0			1.0			
Gardner, James	1.0							1.0	1.0			
Gonen, Ozgur	1.0					1.0			1.0			
Gongora, Henry	1.0							1.0	1.0			
Hanson, Debra C	1.0							1.0	1.0			
Hussien(Elseddeek), Faisal	1.0					1.0			1.0			
Krueger, Lynn M	1.0							1.0	1.0			
Li, Ming-Yi	1.0					1.0			1.0			
Liu, Xiaoqun	1.0					1.0			1.0			
Liu, Yinan	1.0					1.0			1.0			
Loe, Sharon	1.0							1.0	1.0			
Matous, Wayne J	1.0							1.0	1.0			
Mobarak, Mohamed	1.0					1.0			1.0			
Muthu-Manivannan, Karthick	1.0					1.0			1.0			
Natti, Satish	1.0					1.0			1.0			
Place, April D	1.0							1.0	1.0			
Qian, Xiaoning	1.0					1.0			1.0			
Ray, Kenny A	1.0							1.0	1.0			
Reichart, Nancy	1.0							1.0	1.0			
Reinisch, Laura	1.0							1.0	1.0			
Spears, Dennie R	1.0					1.0			1.0			
Totzke, Deana B	1.0							1.0	1.0			
Turker, Didem	1.0		1.0			1.0						
Vacant, Position	1.0					1.0						
Warzon, Carolyn A	1.0				1.0	1.0						
Xu, Rui	1.0		1.0			1.0						
Yang, Shun-Uiu	1.0		1.0			1.0						

College of Engineering
Personnel Summary

By Office Requirement

Run Date 04/22/10 Fall 2008

Unit	Office	Position Category	Name	Count	Teaching	Research	Service	Other	Total
Electrical	Office Nee	Staff (Non-Classified)	Yi, Yang	1.0		1.0			1.0
			Zhou, Ying	1.0		1.0			1.0
		Student Staff		74.0				37.0	37.0
			Ahn, Chihyung	1.0				0.5	0.5
			Babjack, Ashley	1.0				0.5	0.5
			Bannimukodalu Rajeev, Deva	1.0				0.5	0.5
			Basse, Christian	1.0				0.5	0.5
			Boddikurapati, Sirish	1.0				0.5	0.5
			Boorgapally, Raghavender	1.0				0.5	0.5
			Bruton, Sarah	1.0				0.5	0.5
			Bueso-Mendoza, Daniel E	1.0				0.5	0.5
			Casco Montenegro, Jose A	1.0				0.5	0.5
			Casco, Jose	1.0				0.5	0.5
			Chakali, Anil K	1.0				0.5	0.5
			Chang, Ching-Hua	1.0				0.5	0.5
			Chang, Hang-Chih	1.0				0.5	0.5
			Cheng, Yu-Chieh	1.0				0.5	0.5
			Cholleti, Vipin Krishna R	1.0				0.5	0.5
			Chu, Zhengguo	1.0				0.5	0.5
			Cureton, Spencer	1.0				0.5	0.5
			Desai, Raghavendra R	1.0				0.5	0.5
			Dobbins, Kerri	1.0				0.5	0.5
			Du, Qinghe	1.0				0.5	0.5
			Flores, George	1.0				0.5	0.5
			Gan, Freddy	1.0				0.5	0.5
			Geddada, Hemasundar M	1.0				0.5	0.5
			Gupta, Abhinav	1.0				0.5	0.5
			Gurumoorthy, Vivekananth	1.0				0.5	0.5
			Hanson, Stephen	1.0				0.5	0.5
			Hedrick, Brittany R	1.0				0.5	0.5
			Hernandez, Raphael	1.0				0.5	0.5
			Hight, Katherine A	1.0				0.5	0.5
			Hill, Aaron	1.0				0.5	0.5
			Hunnicut, Ryan	1.0				0.5	0.5
			Hunt, Jeffrey D	1.0				0.5	0.5
			Huynh, Cuong	1.0				0.5	0.5
			Jeon, Hyung Joon	1.0				0.5	0.5
			Jones, Christopher	1.0				0.5	0.5
			Jung, Dongjin	1.0				0.5	0.5
			Kalmane, Shashank	1.0				0.5	0.5
			Khare, Aparna	1.0				0.5	0.5
			Kim, Chan Ho	1.0				0.5	0.5
			Kim, Changdong	1.0				0.5	0.5
			Kim, Hagkwen	1.0				0.5	0.5
			Kim, Hyun Chul	1.0				0.5	0.5
			Krishna, Rohit	1.0				0.5	0.5
			Labus, Cody	1.0				0.5	0.5
			Lee, Jung Kyu	1.0				0.5	0.5
			Mahadevan, Aditya	1.0				0.5	0.5
			Marshall, Justin	1.0				0.5	0.5
			Mathew, Jeffy	1.0				0.5	0.5
			McKenzie, Veronica	1.0				0.5	0.5
			Merida Morales, Nahomi	1.0				0.5	0.5
			Mirjafari, Mehran	1.0				0.5	0.5
			Oh, Seongwon	1.0				0.5	0.5
			Parmar, Biren J	1.0				0.5	0.5
			Peinado, Jonathan	1.0				0.5	0.5
			Rahimian, Nariman	1.0				0.5	0.5
			Riley, Nicholas J	1.0				0.5	0.5
			Sharma, Rekha	1.0				0.5	0.5
			Shin, Young Jae	1.0				0.5	0.5
			Singh, Harneet	1.0				0.5	0.5
			Song, Xiaomin	1.0				0.5	0.5
			Sreenivasappa, Harini	1.0				0.5	0.5
			Tamez, Thomas	1.0				0.5	0.5
			Tang, Alvin	1.0				0.5	0.5
			Taylor, Catheryn D	1.0				0.5	0.5
			Taylor, Justin K	1.0				0.5	0.5
			Tsou, Pei-Hsiang	1.0				0.5	0.5

College of Engineering
Personnel Summary

By Office Requirement

Run Date 04/22/10 Fall 2008

Unit	Office	Position Category	Name	Count	Teaching	Research	Service	Other	Total		
Electrical	Office Nee	Student Staff	Uriarte, Fabian	1.0				0.5	0.5		
			Vallejo, Natalie A	1.0				0.5	0.5		
			Webb, Jacob	1.0				0.5	0.5		
			Wisnoski, Alyssa	1.0				0.5	0.5		
			Woo, Jung Kyu	1.0				0.5	0.5		
			Yellapantula, Sudha	1.0				0.5	0.5		
			Zhang, Huiliang	1.0				0.5	0.5		
			Zhou, Feng	1.0				0.5	0.5		
				Support (Classified)		9.0				9.0	9.0
					Costea, Eugenia	1.0				1.0	1.0
					Evans, Paula L	1.0				1.0	1.0
					Farrow, Lacey	1.0				1.0	1.0
					Gallagher, Ella M	1.0				1.0	1.0
					Hernandez, Jessie	1.0				1.0	1.0
					Marshall, Nada J	1.0				1.0	1.0
					Meadors, Jessica	1.0				1.0	1.0
					Travis, Gayle R	1.0				1.0	1.0
			Witmer, Christopher A	1.0				1.0	1.0		

College of Engineering
Personnel Summary

By Office Requirement

Run Date

04/22/10

Fall 2008

Unit	Office	Position Category	Name	Count	Teaching	Research	Service	Other	Total
ESSAP				37.0	-	-		35.5	35.5
	Office Needed			37.0	-	-		35.5	35.5
		Administrator-1		2.0				1.5	1.5
			Jo Howze	1.0				1.0	1.0
			Robin Autenrieth	1.0				0.5	0.5
		Administrator-2		2.0				2.0	2.0
			Cathy Sperry	1.0				1.0	1.0
			L. Diane Hurtado	1.0				1.0	1.0
		Faculty-2		2.0	-	-		1.0	1.0
			Don Maxwell	1.0				0.5	0.5
			Ray James	1.0				0.5	0.5
		Grad Asst NonTeaching		1.0				1.0	1.0
			Jennifer Barker	1.0				1.0	1.0
		Grad Asst Research		1.0				1.0	1.0
			Srikrishna Doraiswamy	1.0				1.0	1.0
		Grad Asst Teaching		5.0				5.0	5.0
			Joshua Hawke	1.0				1.0	1.0
			Kaylan Chidgey	1.0				1.0	1.0
			Pritha Ghosh	1.0				1.0	1.0
			Sean Wainerdi	1.0				1.0	1.0
			Tyson Hann	1.0				1.0	1.0
		Staff (Non-Classified)		2.0				2.0	2.0
			Carol Broach	1.0				1.0	1.0
			Larry Koenig	1.0				1.0	1.0
		Student Staff		14.0				14.0	14.0
			Amanda Yanas	1.0				1.0	1.0
			Andrea Locke	1.0				1.0	1.0
			Ashley Acord	1.0				1.0	1.0
			Brianna Hammonds	1.0				1.0	1.0
			Derek Rodriguez	1.0				1.0	1.0
			Ethan Sculthorp	1.0				1.0	1.0
			Holly Nava	1.0				1.0	1.0
			Jill Jurena	1.0				1.0	1.0
			Lee Moreno	1.0				1.0	1.0
			Pamela Withrow	1.0				1.0	1.0
			Romy Misra	1.0				1.0	1.0
			Shawanee Patrick	1.0				1.0	1.0
			Simone Goines	1.0				1.0	1.0
			Taryn Hencerling	1.0				1.0	1.0
		Support (Classified)		8.0				8.0	8.0
			Betty Steckman	1.0				1.0	1.0
			Deanna Rodriguez	1.0				1.0	1.0
			Jacqueline Hodge	1.0				1.0	1.0
			Joy Monroe	1.0				1.0	1.0
			Lori Cardenas	1.0				1.0	1.0
			Marilyn Green	1.0				1.0	1.0
			Matthew Pariyothorn	1.0				1.0	1.0
			Melissa Smith	1.0				1.0	1.0

College of Engineering
Personnel Summary

By Office Requirement

Run Date

04/22/10

Fall 2008

Unit	Office	Position Category	Name	Count	Teaching	Research	Service	Other	Total
Food Protien				17.0	0.3	10.8		2.0	13.0
Office Needed				17.0	0.3	10.8		2.0	13.0
Administrator-2				1.0	0.3	0.8			1.0
			Riaz, Mian	1.0	0.3	0.8			1.0
Grad Asst Research				1.0		1.0			1.0
			Asif, Muhammad	1.0		1.0			1.0
Staff (Non-Classified)				5.0		4.0		1.0	5.0
			Alam, Mohammad Shahin	1.0		1.0			1.0
			Clough, Richard	1.0		1.0			1.0
			Mack, Christopher	1.0		1.0			1.0
			Miller, Trent	1.0				1.0	1.0
			Vavra, Carl J.	1.0		1.0			1.0
Student Staff				8.0		4.0			4.0
			Azzam, Neil	1.0		0.5			0.5
			Bondre, Aniket	1.0		0.5			0.5
			Hulsurkar, Mohit	1.0		0.5			0.5
			Jacobson, Jenna	1.0		0.5			0.5
			Jarzombek, Allen	1.0		0.5			0.5
			Padyana, Aravind K	1.0		0.5			0.5
			Pilat, Jamie L	1.0		0.5			0.5
			Wendt, Caleb E	1.0		0.5			0.5
Support (Classified)				2.0		1.0		1.0	2.0
			Casanova, Cynthia L	1.0				1.0	1.0
			Wilson, Chris	1.0		1.0			1.0

College of Engineering
Personnel Summary

By Office Requirement

Run Date

04/22/10

Fall 2008

Unit	Office	Position Category	Name	Count	Teaching	Research	Service	Other	Total
Industrial and Systems Engineering				100.0	19.4	68.4		12.2	100.0
Office Needed				100.0	19.4	68.4		12.2	100.0
		Administrator-2		1.0		0.1		0.9	1.0
			Brett Peters	1.0		0.1		0.9	1.0
		Faculty-1		22.0	6.7	14.0		1.3	22.0
			Abhijit Deshmukh	1.0	0.3	0.8			1.0
			Amarnath Banerjee	1.0	0.3	0.5		0.3	1.0
			Cesar Malave	1.0	0.1	0.1		0.8	1.0
			Don T. Phillips	1.0	0.3	0.7			1.0
			Donald R. Smith	1.0	0.6	0.4			1.0
			Eylem Tekin	1.0	0.3	0.8			1.0
			Gary Gaukler	1.0	0.3	0.8			1.0
			Georgia A. Klutke	1.0	0.3	0.7			1.0
			Guy Curry	1.0	0.3	0.5		0.3	1.0
			Halit Uster	1.0	0.3	0.7			1.0
			Justin Yates	1.0	0.3	0.8			1.0
			Kiavash Kianfar	1.0	0.3	0.8			1.0
			Lewis Ntaimo	1.0	0.3	0.8			1.0
			Martin Wortman	1.0	0.3	0.7			1.0
			Natarajan Gautam	1.0	0.3	0.7			1.0
			Richard Feldman	1.0	0.3	0.7			1.0
			Robert Mohan	1.0	0.5	0.5			1.0
			Sara McComb	1.0	0.3	0.8			1.0
			Sergiy Butenko	1.0	0.3	0.8			1.0
			Sila Cetinkaya	1.0	0.3	0.7			1.0
			Wilbert Wilhelm	1.0	0.3	0.7			1.0
			Yu Ding	1.0	0.3	0.7			1.0
		Faculty-2		4.0	2.0	2.0			4.0
			James Wall	1.0	-	1.0			1.0
			Jorge Leon	1.0	0.3	0.7			1.0
			Richard Mayer	1.0	0.8	0.3			1.0
			Rodger Koppa	1.0	0.9	0.1			1.0
		Grad Asst Research		19.0		19.0			19.0
			Abhilasha Katariya	1.0		1.0			1.0
			Chaehwa Lee	1.0		1.0			1.0
			Chandrasekar Sundaram	1.0		1.0			1.0
			Chia-Yen Lee	1.0		1.0			1.0
			Dhirendra Diwan	1.0		1.0			1.0
			Eunshin Byon	1.0		1.0			1.0
			Girirengan Seshadri	1.0		1.0			1.0
			Hongsuk Park	1.0		1.0			1.0
			Hui Lin	1.0		1.0			1.0
			Hyunsoo Lee	1.0		1.0			1.0
			Joaquin Torres	1.0		1.0			1.0
			Maethee Mekaroonreung	1.0		1.0			1.0
			Panitan Kewcharoenwong	1.0		1.0			1.0
			Reza Seyedolshohadaie	1.0		1.0			1.0
			Rory Cannady	1.0		1.0			1.0
			Sangdo Choi	1.0		1.0			1.0
			Sera Kahruan	1.0		1.0			1.0
			Soon D. Hong	1.0		1.0			1.0
			Vidya Chebolu-Subramanian	1.0		1.0			1.0
		Grad Asst Teaching		34.0	8.5	25.5			34.0
			Alexandra Vaughn	1.0	0.3	0.8			1.0
			Ang Li	1.0	0.3	0.8			1.0
			Anurag Verma	1.0	0.3	0.8			1.0
			Arupa Mohapatra	1.0	0.3	0.8			1.0
			Bo Wei	1.0	0.3	0.8			1.0
			Brandon Pope	1.0	0.3	0.8			1.0
			Bryan Leblanc	1.0	0.3	0.8			1.0
			Casi Halfmann	1.0	0.3	0.8			1.0
			Cicily Smith	1.0	0.3	0.8			1.0
			Diego Alvarado	1.0	0.3	0.8			1.0
			Eduardo Perez	1.0	0.3	0.8			1.0
			Elsa Rivera	1.0	0.3	0.8			1.0

College of Engineering
Personnel Summary

By Office Requirement

Run Date 04/22/10 Fall 2008

Unit	Office	Position Category	Name	Count	Teaching	Research	Service	Other	Total			
Industrial	Office Nee	Grad Asst Teaching	Eric Beier	1.0	0.3	0.8			1.0			
			Ezgi Eren	1.0	0.3	0.8			1.0			
			Güven Kaya	1.0	0.3	0.8			1.0			
			Hiram Moya	1.0	0.3	0.8			1.0			
			Jason Clepper	1.0	0.3	0.8			1.0			
			Leah Gottlich	1.0	0.3	0.8			1.0			
			Makbule Ertem	1.0	0.3	0.8			1.0			
			Matthew Tanner	1.0	0.3	0.8			1.0			
			Mayra Mendez	1.0	0.3	0.8			1.0			
			Oleksii Ursulenko	1.0	0.3	0.8			1.0			
			Rebecca Haas	1.0	0.3	0.8			1.0			
			Roberto Seijo Vidal	1.0	0.3	0.8			1.0			
			Ronny Polansky	1.0	0.3	0.8			1.0			
			Samuel Merriweather	1.0	0.3	0.8			1.0			
			Seong Kim	1.0	0.3	0.8			1.0			
			Su Zhao	1.0	0.3	0.8			1.0			
			Tamara Sohn	1.0	0.3	0.8			1.0			
			Tanisha Cotton	1.0	0.3	0.8			1.0			
			Wei-Yu Peng	1.0	0.3	0.8			1.0			
			Xinghua Wang	1.0	0.3	0.8			1.0			
			Xue Han	1.0	0.3	0.8			1.0			
			Young Ko	1.0	0.3	0.8			1.0			
					other		6.0	1.0	5.0			6.0
						Brian McCall	1.0		1.0			1.0
						Brian Sawser	1.0		1.0			1.0
						Justin Brown	1.0		1.0			1.0
			Marshall Branch	1.0		1.0			1.0			
			Maurice Hasson	1.0		1.0			1.0			
			Robert Shannon	1.0	1.0	-			1.0			
		Research Asst		2.0		2.0			2.0			
			Chenhua Li	1.0		1.0			1.0			
			Gunnar Feldmann	1.0		1.0			1.0			
		Staff (Non-Classified)		12.0	1.3	0.8		10.0	12.0			
			Andrew Johnson	1.0	0.3	0.8			1.0			
			Crystal Littrell	1.0				1.0	1.0			
			Dennis Allen	1.0				1.0	1.0			
			Jaime Vykukal	1.0				1.0	1.0			
			Jeana Goodson	1.0				1.0	1.0			
			John Henry	1.0				1.0	1.0			
			Judy Meeks	1.0				1.0	1.0			
			Katherine Edwards	1.0				1.0	1.0			
			Leticia Benning	1.0				1.0	1.0			
			Mark Hopcus	1.0				1.0	1.0			
			Marsha Takao	1.0				1.0	1.0			
			Mary A. Dickson	1.0	1.0				1.0			

College of Engineering
Personnel Summary

By Office Requirement

					Run Date	04/22/10	Fall 2008			
Unit	Office	Position Category	Name	Count	Teaching	Research	Service	Other	Total	
Mechanical Engineering					619.0	79.0	288.0	0.5	-	367.5
Office Needed					619.0	79.0	288.0	0.5	-	367.5
Administrator-2					1.0	0.3	0.3	0.5	-	1.0
			O'Neal, Dennis	1.0	0.3	0.3	0.5	-	1.0	
Faculty-1					67.0	33.5	33.5	-	-	67.0
			Ames, Aaron D	1.0	0.5	0.5	-	-	1.0	
			Andrews, Malcolm	1.0	0.5	0.5	-	-	1.0	
			Annamalai, Kalyan	1.0	0.5	0.5	-	-	1.0	
			Arroyave, Raymundo	1.0	0.5	0.5	-	-	1.0	
			Banerjee, Debjyoti	1.0	0.5	0.5	-	-	1.0	
			Bowen, Ray M	1.0	1.0	-	-	-	1.0	
			Caton, Jerald A	1.0	0.5	0.5	-	-	1.0	
			Childs, Dara W	1.0	0.5	0.5	-	-	1.0	
			Claridge, David E	1.0	0.5	0.5	-	-	1.0	
			Creasy, Terry S	1.0	0.5	0.5	-	-	1.0	
			Darbha, Swaroop V	1.0	0.5	0.5	-	-	1.0	
			Duggleby, Andrew T	1.0	0.5	0.5	-	-	1.0	
			Gao, Xinlin	1.0	0.5	0.5	-	-	1.0	
			Grunlan, Jaime C	1.0	0.5	0.5	-	-	1.0	
			Guo, Bing	1.0	0.5	0.5	-	-	1.0	
			Han, Je C	1.0	0.5	0.5	-	-	1.0	
			Hartwig, Karl T, JR	1.0	0.5	0.5	-	-	1.0	
			Heffington, Warren M	1.0	0.5	0.5	-	-	1.0	
			Hogan, Harry A	1.0	0.5	0.5	-	-	1.0	
			Jacobs, Timothy J	1.0	0.5	0.5	-	-	1.0	
			Jayasuriya, Suhada	1.0	0.5	0.5	-	-	1.0	
			Karaman, Ibrahim	1.0	0.5	0.5	-	-	1.0	
			Kim, Won-Jong	1.0	0.5	0.5	-	-	1.0	
			Lalk, Thomas R	1.0	0.5	0.5	-	-	1.0	
			Langari, Gholamreza	1.0	0.5	0.5	-	-	1.0	
			Lau, Sai C	1.0	0.5	0.5	-	-	1.0	
			Liang, Hong	1.0	0.5	0.5	-	-	1.0	
			Linsey, Julie S	1.0	0.5	0.5	-	-	1.0	
			Mcadams, Daniel A, II	1.0	0.5	0.5	-	-	1.0	
			Mcfarland, Andrew R	1.0	0.5	0.5	-	-	1.0	
			Morrison, Gerald L	1.0	0.5	0.5	-	-	1.0	
			Muliana, Hanifah	1.0	0.5	0.5	-	-	1.0	
			Nakshatrala, Kalyana B	1.0	0.5	0.5	-	-	1.0	
			Ochoa, Ozden O	1.0	0.5	0.5	-	-	1.0	
			Palazzolo, Alan B	1.0	0.5	0.5	-	-	1.0	
			Parlos, Alexander G	1.0	0.5	0.5	-	-	1.0	
			Pate, Michael B	1.0	0.5	0.5	-	-	1.0	
			Pending Hire	12.0	6.0	6.0	-	-	12.0	
			Petersen, Eric L	1.0	0.5	0.5	-	-	1.0	
			Radovic, Miladin	1.0	0.5	0.5	-	-	1.0	
			Rajagopal, Kumbakonam	1.0	0.5	0.5	-	-	1.0	
			Ranjan, Devesh	1.0	0.5	0.5	-	-	1.0	
			Rasmussen, Bryan P	1.0	0.5	0.5	-	-	1.0	
			Rathinam, Sivakumar	1.0	0.5	0.5	-	-	1.0	
			Reddy, Junuthula N	1.0	0.5	0.5	-	-	1.0	
			San Andres, Luis A	1.0	0.5	0.5	-	-	1.0	
			Schobeiri, Taher M	1.0	0.5	0.5	-	-	1.0	
			Schwartz, Christian J	1.0	0.5	0.5	-	-	1.0	
			Srinivasa, Arun R	1.0	0.5	0.5	-	-	1.0	
			Staack, David A	1.0	0.5	0.5	-	-	1.0	
			Su, Hung-Jue	1.0	0.5	0.5	-	-	1.0	
			Suh, Chii-Der	1.0	0.5	0.5	-	-	1.0	
			Turner, William D	1.0	-	1.0	-	-	1.0	
			Wen, Sy-Bor	1.0	0.5	0.5	-	-	1.0	
			Yu, Choongho	1.0	0.5	0.5	-	-	1.0	
			Zhang, Xinghang	1.0	0.5	0.5	-	-	1.0	

College of Engineering
Personnel Summary

By Office Requirement

Unit	Office	Position Category	Name	Count	Run Date				Total
					Teaching	Research	Service	Other	
		Faculty-2		4.0	3.0	1.0			4.0
			Fletcher, Leroy S	1.0	-	1.0			1.0
			Mcdermott, Make, JR	1.0	1.0	-			1.0
			Schneider, William C	1.0	1.0	-			1.0
			Schuller, Micheal	1.0	1.0	-			1.0
		Grad Asst NonTeaching		13.0	4.0	2.5		-	6.5
			Akula, Bhanesh B	1.0	-	0.5		-	0.5
			Bae, Jung Y	1.0	0.5	-			0.5
			Barth, Robin	1.0	-	0.5			0.5
			Bartz, Marcel R	1.0	-	0.5			0.5
			Dong, Jiawei	1.0	-	0.5			0.5
			Jung, Seung H	1.0	-	0.5			0.5
			Li, Sheng-Yen	1.0	0.5	-			0.5
			Liu, Mengqi	1.0	0.5	-			0.5
			Manyam, Satyanarayana G	1.0	0.5	-			0.5
			Roma Fatima	1.0	0.5	-			0.5
			Soni, Alok	1.0	0.5	-			0.5
			Stockhofe, Hendrik	1.0	0.5	-			0.5
			Yao, Chun Wei	1.0	0.5	-			0.5
		Grad Asst Research		385.0	0.5	192.0		-	192.5
			Abdelfattah, Sherif A	1.0	-	0.5		-	0.5
			ABOEL HASSAN MUHAMMED, AM	1.0	-	0.5			0.5
			AGNEW, JEFFREY SCOTT	1.0	-	0.5			0.5
			AIGBOTSUA, CLIFFORD OKHUME	1.0	-	0.5			0.5
			AKIN, ERHAN	1.0	-	0.5			0.5
			AKKASALE, ABHINEETH	1.0	-	0.5			0.5
			AL MAHARBI, MAJID HAMOOD H ^A	1.0	-	0.5			0.5
			ALI, MIR MUDDASSIR	1.0	-	0.5			0.5
			AL-KAHTANI, ABDULGHAFOUR Y	1.0	-	0.5			0.5
			ALKHAMIS, NAWAF YAHYA	1.0	-	0.5			0.5
			AMINI, NOUSHIN	1.0	-	0.5			0.5
			ANNE, MRUDULA	1.0	-	0.5			0.5
			ARUN RAVISHANKAR,	1.0	-	0.5			0.5
			Ashton, Zachary S	1.0	-	0.5			0.5
			Atli, Kadri C	1.0	-	0.5			0.5
			Aul, Christopher J	1.0	-	0.5			0.5
			AUL, CHRISTOPHER JOSEPH ER	1.0	-	0.5			0.5
			AVENDANO OVALLE, RAUL DAVII	1.0	-	0.5			0.5
			Avendano, Raul D	1.0	-	0.5			0.5
			AYYAGARI, BALAKRISHNA	1.0	-	0.5			0.5
			AZIZ, ENAS JEELANI	1.0	-	0.5			0.5
			BAE, JUNG YUN	1.0	-	0.5			0.5
			BAEK, WOONKYU	1.0	-	0.5			0.5
			Bajaj, Saurabh	1.0	-	0.5			0.5
			BAJAJ, SAURABH	1.0	-	0.5			0.5
			Barrie, Fatmata	1.0	-	0.5			0.5
			Basaran, Burak	1.0	-	0.5			0.5
			Bhaskar, Shenoy M	1.0	-	0.5			0.5
			BHIMANI, SHREYAS MAHESH	1.0	-	0.5			0.5
			BIBINAGAR, NAVEEN KUMAR	1.0	-	0.5			0.5
			Bittle, Joshua A	1.0	-	0.5			0.5
			BORCHARD, RALPH HENRY	1.0	-	0.5			0.5
			BOUSE, SCOTT DANIEL	1.0	-	0.5			0.5
			Breen, Jonathan R	1.0	-	0.5			0.5
			BRIDGES, RONALD CRAIG, II	1.0	-	0.5			0.5
			BROWNE, MICHAEL SCOTT	1.0	-	0.5			0.5
			Browning, Robert L	1.0	-	0.5			0.5
			BUTLER, MATTHEW ROBERT	1.0	-	0.5			0.5
			BYNUM, JOHN DAVID	1.0	-	0.5			0.5
			CALL, CHRISTOPHER CALVIN	1.0	-	0.5			0.5
			CANTRILL, DAVID LEE, JR.	1.0	-	0.5			0.5
			Carlin, Nicholas T	1.0	-	0.5			0.5
			Cha, Gene	1.0	-	0.5			0.5
			CHANG, YI-CHU	1.0	-	0.5			0.5
			Chang, Young Joon	1.0	-	0.5			0.5
			CHAO, YING-CHIN	1.0	-	0.5			0.5
			CHATURVEDLA, SURYA TEJA	1.0	-	0.5			0.5
			CHAUDHARY, GAURAV	1.0	-	0.5			0.5

College of Engineering
Personnel Summary

By Office Requirement

Unit	Office	Position Category	Name	Count	Run Date				Total
					Teaching	Research	Service	Other	
Mechanics	Office Nee	Grad Asst Research	CHECKA, ASHLEY JASMINE	1.0	-	0.5			0.5
			CHEN, CHIEN-FAN	1.0	-	0.5			0.5
			Cheng, Feifei	1.0	-	0.5			0.5
			Cherickal Viswa, Vimal K	1.0	-	0.5			0.5
			Chibli, Hicham A	1.0	-	0.5			0.5
			CHIBLI, HICHAM ALI	1.0	-	0.5			0.5
			CHIMATA, GEETHA PRAVALLIKA	1.0	-	0.5			0.5
			Chirathadam, Thomas A	1.0	-	0.5			0.5
			CHITRE, ADITYA RAJEEV	1.0	-	0.5			0.5
			CHITTIPOLU, SUJEEV	1.0	-	0.5			0.5
			CHIU, CHENG-WEI	1.0	-	0.5			0.5
			CHRISTMAN, KEVIN DAVID	1.0	-	0.5			0.5
			CHU, PANG-CHUN	1.0	-	0.5			0.5
			Cleveland, Michael A	1.0	-	0.5			0.5
			CLINE, VINCENT EDWARD	1.0	-	0.5			0.5
			Cooper, Rodrigo A	1.0	-	0.5			0.5
			COWEN, NICHOLAS LEE	1.0	-	0.5			0.5
			Davis, Matthew L	1.0	-	0.5			0.5
			DAVIS, MICHAEL ANDREW	1.0	-	0.5			0.5
			DEMPSEY, DAVID KANDELL	1.0	-	0.5			0.5
			DEVA ASIRVATHAM, THANESH	1.0	-	0.5			0.5
			Devries, Jaap	1.0	-	0.5			0.5
			Dhar, Sandeep	1.0	-	0.5			0.5
			DHRUV DILEEP KUMAR,	1.0	-	0.5			0.5
			DILL, BLAKE CHRISTOPHER	1.0	-	0.5			0.5
			DIWAKARAN, RAM PRASAD	1.0	-	0.5			0.5
			Dogan, Ebubekir	1.0	-	0.5			0.5
			DOMINGUEZ ONTIVEROS, ELVIS	1.0	-	0.5			0.5
			Donato, Nicole S	1.0	-	0.5			0.5
			DONDETI, PIYUSH PRASHANT	1.0	-	0.5			0.5
			DORAISWAMY, SRIKRISHNA	1.0	-	0.5			0.5
			Doron, Yuval	1.0	-	0.5			0.5
			DOSHI, RIDDHI RAJEEV	1.0	-	0.5			0.5
			DUAN, XIAO	1.0	-	0.5			0.5
			DUONG, THIEN CHI	1.0	-	0.5			0.5
			Dvoracek, Charlene M	1.0	-	0.5			0.5
			DYAS, SCOTT PATRICK	1.0	-	0.5			0.5
			Edmondson, Jacob L	1.0	-	0.5			0.5
			Elliott, Matthew S	1.0	-	0.5			0.5
			Esser, Paul R	1.0	-	0.5			0.5
			ESTRADA PEREZ, CARLOS EDUA	1.0	-	0.5			0.5
			Etika, Krishna	1.0	-	0.5			0.5
			EZEKA, CHINEDU E	1.0	-	0.5			0.5
			Fatima, Roma	1.0	-	0.5			0.5
			FENG, FANGZHOU	1.0	-	0.5			0.5
			Foley, David C	1.0	-	0.5			0.5
			Fox, Grant R	1.0	-	0.5			0.5
			Fu, Engang	1.0	-	0.5			0.5
			FU, JIANXI	1.0	-	0.5			0.5
			Fullerton, Tracy L	1.0	-	0.5			0.5
			Gaddamanugu, Dhatri	1.0	-	0.5			0.5
			Gadwal, Apeksha	1.0	-	0.5			0.5
			GANGISETTI, KAVITA	1.0	-	0.5			0.5
			Gao, Feng	1.0	-	0.5			0.5
			GERVAIS, LESON JEFFREY	1.0	-	0.5			0.5
			GHOSH, PRITHA BHUTNATH	1.0	-	0.5			0.5
			GIRON PALOMARES, JOSE BENJ	1.0	-	0.5			0.5
			GLENN, STEPHEN THOMAS	1.0	-	0.5			0.5
			GOMEZ ELIZONDO, CARLOS ART	1.0	-	0.5			0.5
			GOPALAN, VARUNA	1.0	-	0.5			0.5
			GORDILLO ARIZA, GERARDO	1.0	-	0.5			0.5
			GWAK, YUNKI	1.0	-	0.5			0.5
			HADI, MAHMOUD HASSAN	1.0	-	0.5			0.5
			Hagler, Shawn A	1.0	-	0.5			0.5
			HAM, BYOUNGSOO	1.0	-	0.5			0.5
			HAN, YU	1.0	-	0.5			0.5
			Hariharan, Natarajkumar	1.0	-	0.5			0.5
			HARMEET KAUR,	1.0	-	0.5			0.5
			HOOKE, BEN MCCALLIE, II	1.0	-	0.5			0.5
			HUANG, CHANG-CHIA	1.0	-	0.5			0.5

College of Engineering
Personnel Summary

By Office Requirement

Unit	Office	Position Category	Name	Count	Run Date	04/22/10			Fall 2008	Total
					Teaching	Research	Service	Other		
Mechanics	Office Nee	Grad Asst Research	HUANG, SHIH-HAO	1.0	-		0.5			0.5
			HUANG, YU-HSUAN	1.0	-		0.5			0.5
			HUH, MICHAEL	1.0	-		0.5			0.5
			HUH, SUNG	1.0	-		0.5			0.5
			Huitink, David R	1.0	-		0.5			0.5
			Hutcheson, Ryan S	1.0	-		0.5			0.5
			HWANG, WONJOONG	1.0	-		0.5			0.5
			Ilg, Andrea D	1.0	-		0.5			0.5
			IYER GANAPATHI, JAYADURGA	1.0	-		0.5			0.5
			Jagannathan, Shiram	1.0	-		0.5			0.5
			JAHANBIN, MOHAMMADREZA	1.0	-		0.5			0.5
			JAMES, STEPHEN MATHEW	1.0	-		0.5			0.5
			JARRETT, CHAD LEWIS	1.0	-		0.5			0.5
			Jeon, Jaehyeuk	1.0	-		0.5			0.5
			JEON, SAE IL	1.0	-		0.5			0.5
			JETTA, NISHITHA	1.0	-		0.5			0.5
			Jiang, Han	1.0	-		0.5			0.5
			Jo, Young Kyong	1.0	-		0.5			0.5
			JOHNSON, CLINTON MACKLIN	1.0	-		0.5			0.5
			JONES, ALAINA BIANCA	1.0	-		0.5			0.5
			JOO, JEUNGWOO	1.0	-		0.5			0.5
			JUNG, SEUNGHWAN	1.0	-		0.5			0.5
			KAJARIA, SAURABH	1.0	-		0.5			0.5
			KAMATH, ARAVIND MIYAR	1.0	-		0.5			0.5
			KAMRANZADEH, VAHIDEH	1.0	-		0.5			0.5
			KANAKAMEDALA, KARTHIK	1.0	-		0.5			0.5
			KANG, KYUNGDAE	1.0	-		0.5			0.5
			KANG, SEOKWON	1.0	-		0.5			0.5
			KANJANAKIKASEM, WORASIT	1.0	-		0.5			0.5
			KAPILA BALA, PHANI NEEHAR	1.0	-		0.5			0.5
			KAPPAGANTULA, KALPANA	1.0	-		0.5			0.5
			Karra, Satish	1.0	-		0.5			0.5
			KASSAB, ASMAA SADEK	1.0	-		0.5			0.5
			KESHAVARZBAGHERI, ZOHREH	1.0	-		0.5			0.5
			Khan, Kamran Ahmed	1.0	-		0.5			0.5
			Khandare, Milind N	1.0	-		0.5			0.5
			Kheireddin, Bassem A	1.0	-		0.5			0.5
			KHOLAMKAR, SACHIN VITTHAL	1.0	-		0.5			0.5
			KIM, BO HUNG	1.0	-		0.5			0.5
			Kim, Chang W	1.0	-		0.5			0.5
			KIM, DASAROYONG	1.0	-		0.5			0.5
			Kim, Jeongsik	1.0	-		0.5			0.5
			KIM, JONGCHURL	1.0	-		0.5			0.5
			KIM, KYUNGEUN	1.0	-		0.5			0.5
			KIM, MANSUCK	1.0	-		0.5			0.5
			KIM, TAEYANG	1.0	-		0.5			0.5
			Kim, Young H	1.0	0.5		-			0.5
			KIMLA, JOHN WILLIAM	1.0	-		0.5			0.5
			Klooster, David G	1.0	-		0.5			0.5
			Knight, Bryan M	1.0	-		0.5			0.5
			KO, MING-CHENG	1.0	-		0.5			0.5
			KONDLE, SATYANARAYANA	1.0	-		0.5			0.5
			Kostovich, Vincent M	1.0	-		0.5			0.5
			KOTHAPALLI, BHARGAV	1.0	-		0.5			0.5
			Kreitz, Kevin R	1.0	-		0.5			0.5
			Kuchibhatla, Sarat Chandra	1.0	-		0.5			0.5
			Kulhanek, Chris D	1.0	-		0.5			0.5
			KULKARNI, ADITYA ARUN	1.0	-		0.5			0.5
			Kulkarni, Mandar C	1.0	-		0.5			0.5
			Kumar, Dhruv	1.0	-		0.5			0.5
			Kupke, Joshua S	1.0	-		0.5			0.5
			KURAVI, RAMACHANDRA SRINIV.	1.0	-		0.5			0.5
			LACROIX, DANIEL EDWARD	1.0	-		0.5			0.5
			Lawand, Vaibhav J	1.0	-		0.5			0.5
			LAWRENCE, BENJAMIN DANIEL	1.0	-		0.5			0.5
			Lee, Hyungoo	1.0	-		0.5			0.5
			LEE, JUNG GU	1.0	-		0.5			0.5
			LEE, MINHYUNG	1.0	-		0.5			0.5
			LEE, SANGIL	1.0	-		0.5			0.5
			LEE, SEUNG MIN	1.0	-		0.5			0.5

College of Engineering
Personnel Summary

By Office Requirement

Run Date 04/22/10 Fall 2008

Unit	Office	Position Category	Name	Count	Teaching	Research	Service	Other	Total
Mechanics	Office Nee	Grad Asst Research	LEE, SEUNGHO	1.0	-	0.5			0.5
			Lee, Tao Hua	1.0	-	0.5			0.5
			LEI, YAFENG	1.0	-	0.5			0.5
			Levin, Zachary	1.0	-	0.5			0.5
			LI, ANG	1.0	-	0.5			0.5
			LI, GANG	1.0	-	0.5			0.5
			LI, KUO-AN	1.0	-	0.5			0.5
			LI, NAN	1.0	-	0.5			0.5
			LI, SHIOU-JIUAN	1.0	-	0.5			0.5
			LI, YONG	1.0	-	0.5			0.5
			Li, Yu-Chin	1.0	-	0.5			0.5
			LIN, CHIEN-HONG	1.0	-	0.5			0.5
			LIN, GUANJING	1.0	-	0.5			0.5
			LIN, MICHAEL	1.0	-	0.5			0.5
			LIN, YEN-PO	1.0	-	0.5			0.5
			Liu, Jia	1.0	-	0.5			0.5
			LIU, JINGJING	1.0	-	0.5			0.5
			Liu, Kuo-Chun	1.0	-	0.5			0.5
			LIU, KUO-CHUN	1.0	-	0.5			0.5
			Liu, Lei	1.0	-	0.5			0.5
			Liu, Mengkun	1.0	-	0.5			0.5
			LIU, PENG	1.0	-	0.5			0.5
			LIU, YUE	1.0	-	0.5			0.5
			Lowry, William B	1.0	-	0.5			0.5
			LU, ZHENYU	1.0	-	0.5			0.5
			Lucas, Matthew W	1.0	-	0.5			0.5
			Ma, Hemei	1.0	-	0.5			0.5
			Ma, Ji	1.0	-	0.5			0.5
			MA, LIANG	1.0	-	0.5			0.5
			MA, LICHAO	1.0	-	0.5			0.5
			MACLEOD, DANIEL LEWIS	1.0	-	0.5			0.5
			Malik, Darren R	1.0	-	0.5			0.5
			MANUEL, JACOB ROY ABRAHAM	1.0	-	0.5			0.5
			Mao, Chunliu	1.0	-	0.5			0.5
			MARTIN, MICHAEL WILLIAM	1.0	-	0.5			0.5
			MASUDA, HIROKO	1.0	-	0.5			0.5
			MAY, DOUGLAS CONRAD	1.0	-	0.5			0.5
			MIN, JOONG HEE	1.0	-	0.5			0.5
			Mongkolcheep, Kathira	1.0	-	0.5			0.5
			MORENO-RODRIGUEZ, DERYCK	1.0	-	0.5			0.5
			MUDDU, RADHA MALINI GOWRI	1.0	-	0.5			0.5
			Mudunuru, Maruti K	1.0	-	0.5			0.5
			MUKKISA, SRAVANI	1.0	-	0.5			0.5
			Murphy, Micheal	1.0	-	0.5			0.5
			MURUDKAR, RAHUL RAJENDRA	1.0	-	0.5			0.5
			NANAMI, NORIMICHI	1.0	-	0.5			0.5
			NARAYANASWAMY, ASHWANTH	1.0	-	0.5			0.5
			NARAYANUNNI, VINAY	1.0	-	0.5			0.5
			Narzary, Diganta P	1.0	-	0.5			0.5
			NEADKRATOKE, TERDSAK	1.0	-	0.5			0.5
			NELLIE RAJAROVA,	1.0	-	0.5			0.5
			NELSON, IAN CARL	1.0	-	0.5			0.5
			NG, WEE SEN	1.0	-	0.5			0.5
			NGUYEN, VU HUY	1.0	-	0.5			0.5
			Niu, Yaying	1.0	-	0.5			0.5
			Oberlin, Paul	1.0	-	0.5			0.5
			ODAKKATTUVALASU SELVAMAN	1.0	-	0.5			0.5
			OGUNLADE, ENIOLA ADEOLA	1.0	-	0.5			0.5
			OKOTH, MARION ODUL	1.0	-	0.5			0.5
			Ozaydin, Mehmet F	1.0	-	0.5			0.5
			Ozdemir, Nevin	1.0	-	0.5			0.5
			Padmanaban Iyer, Ashwin	1.0	-	0.5			0.5
			PALIWAL, RICHA	1.0	-	0.5			0.5
			PALURI, RAJESHWARI S LAKSHM	1.0	-	0.5			0.5
			PANICKER, SUNIL MURLIDHER	1.0	-	0.5			0.5
			PARIMI, SREEKAR	1.0	-	0.5			0.5
			PARK, CHAN HYUN	1.0	-	0.5			0.5
			PARK, JONGBOK	1.0	-	0.5			0.5
			PARK, MYOUNGKUK	1.0	-	0.5			0.5
			PARK, WONCHANG	1.0	-	0.5			0.5

College of Engineering
Personnel Summary

By Office Requirement

Unit	Office	Position Category	Name	Count	Run Date				Total
					Teaching	Research	Service	Other	
Mechanics	Office Nee	Grad Asst Research	Park, Yong Tae	1.0	-	0.5			0.5
			Payette, Gregory S	1.0	-	0.5			0.5
			PEREZ, ANGEL GERARDO	1.0	-	0.5			0.5
			Plumlee, Kevin G	1.0	-	0.5			0.5
			Polley, Nolan L	1.0	-	0.5			0.5
			Priolo, Morgan A	1.0	-	0.5			0.5
			PUROHIT, ZALAK	1.0	-	0.5			0.5
			Qi, Xuele	1.0	-	0.5			0.5
			QIN, JIANGLEI	1.0	-	0.5			0.5
			Rallabandi, Akhilesh P	1.0	-	0.5			0.5
			Ramarathnam, Srivatsan	1.0	-	0.5			0.5
			RANGARAJAN, RAHUL	1.0	-	0.5			0.5
			RAO, ASHWIN	1.0	-	0.5			0.5
			Rao, Pradeep C	1.0	-	0.5			0.5
			Rathore, Gurloveen K	1.0	-	0.5			0.5
			RAUT, AMEETA AMAR	1.0	-	0.5			0.5
			RAVI, SANKARANARAYANAN	1.0	-	0.5			0.5
			RAVIDAS, AMRISH DEEP	1.0	-	0.5			0.5
			REEHAL, SHATRA CS	1.0	-	0.5			0.5
			RHODES, QUENTEN ZANE, II	1.0	-	0.5			0.5
			RIMPEL, AARON MICHAEL	1.0	-	0.5			0.5
			Rios, Steven E	1.0	-	0.5			0.5
			RIVAS CARDONA, JUAN ALBERTO	1.0	-	0.5			0.5
			ROBERTS-TOMPKINS, ALTRAMEZ	1.0	-	0.5			0.5
			ROCHA, ARACELY	1.0	-	0.5			0.5
			Rocha-Zapata, Aracely	1.0	-	0.5			0.5
			RODRIGUEZ, DOUGLAS EUGENE	1.0	-	0.5			0.5
			Rotavera, Brandon M	1.0	-	0.5			0.5
			Roy, Pratanu	1.0	-	0.5			0.5
			Ryu, Keun	1.0	-	0.5			0.5
			RYU, YEONTACK	1.0	-	0.5			0.5
			Sadighi, Ali	1.0	-	0.5			0.5
			SAEED, AHMED MOHAMED	1.0	-	0.5			0.5
			SAHA, ROHIT	1.0	-	0.5			0.5
			SAKURAI, YASUKO	1.0	-	0.5			0.5
			SALPETER, NATHANIEL O	1.0	-	0.5			0.5
			SALUNKE, DHANANJAY NARAYAN	1.0	-	0.5			0.5
			SAMBATH, SRIVATHS	1.0	-	0.5			0.5
			Sandeep, Dhar	1.0	-	0.5			0.5
			Sangelkar, Shraddha C	1.0	-	0.5			0.5
			Sathyamurthi, Vijaykumar	1.0	-	0.5			0.5
			SCHAIBLE, ANDREW KENT	1.0	-	0.5			0.5
			Schmidt, Susanne R	1.0	-	0.5			0.5
			Schwaenen, Markus	1.0	-	0.5			0.5
			SEKAR, RAMNATH	1.0	-	0.5			0.5
			SEN, TAPAJYOTI	1.0	-	0.5			0.5
			SESHADRI, SWAROOPH NIRMAL	1.0	-	0.5			0.5
			SESHAGIRI, SANJEEV	1.0	-	0.5			0.5
			SHAH, MIHIR SUHAS	1.0	-	0.5			0.5
			Shankar, Sandhya	1.0	-	0.5			0.5
			Sharifi, Mahmoudreza	1.0	-	0.5			0.5
			SHARMA, KAPIL	1.0	-	0.5			0.5
			Sheets, Robert M	1.0	-	0.5			0.5
SHENOY, BHASKAR MANOOR	1.0	-	0.5			0.5			
Shirazi-Fard, Yasaman	1.0	-	0.5			0.5			
Shuai, Min	1.0	-	0.5			0.5			
Silva Hernandez, Carlos A	1.0	-	0.5			0.5			
SINGH, GAGAN	1.0	-	0.5			0.5			
Singh, Navdeep	1.0	-	0.5			0.5			
Sinnet, Ryan W	1.0	-	0.5			0.5			
SIVARA, KOMKRIT	1.0	-	0.5			0.5			
Song, Hoseok	1.0	-	0.5			0.5			
Song, Yishu	1.0	-	0.5			0.5			
SORIANO, GUILLERMO ENRIQUE	1.0	-	0.5			0.5			
Srinivasan, Shriram	1.0	-	0.5			0.5			
SRINIVASAN, VASANT	1.0	-	0.5			0.5			
STEPHENS, MATTHEW AARON	1.0	-	0.5			0.5			
STUBER, JAMES G	1.0	-	0.5			0.5			
STIVERSON, PAUL WILLIAM	1.0	-	0.5			0.5			
Stride, Francesco	1.0	-	0.5			0.5			

College of Engineering
Personnel Summary

By Office Requirement

Unit	Office	Position Category	Name	Count	Run Date				Total			
					04/22/10	Fall 2008	Teaching	Research		Service	Other	
Mechanics	Office Nee	Grad Asst Research	SU, YING-YU	1.0	-	0.5			0.5			
			SUARES, NITIN PAUL	1.0	-	0.5			0.5			
			Sukhonosova, Galina S	1.0	-	0.5			0.5			
			Sun, Dazhi	1.0	-	0.5			0.5			
			Sun, Jiafeng	1.0	-	0.5			0.5			
			SUN, YIFU	1.0	-	0.5			0.5			
			SUNKU, UDAYA BHANU PRAKASI	1.0	-	0.5			0.5			
			Suryanarayanan, Saikishan	1.0	-	0.5			0.5			
			TALAPATRA, ANJANA ANU	1.0	-	0.5			0.5			
			TANG, YINGJIE	1.0	-	0.5			0.5			
			TANSKYI, OLEKSANDR	1.0	-	0.5			0.5			
			THANAPAL, SIVA SANKAR	1.0	-	0.5			0.5			
			Thorat, Manish R	1.0	-	0.5			0.5			
			Tompkins, Brandon T	1.0	-	0.5			0.5			
			TSAI, CHEN-FONG	1.0	-	0.5			0.5			
			TUMULURI, KALPANA	1.0	-	0.5			0.5			
			VALLALA, VENKAT PRADEEP	1.0	-	0.5			0.5			
			Vannarsdall, Michael L	1.0	-	0.5			0.5			
			VASIRAJU, VENKATA RAVI KIRAN	1.0	-	0.5			0.5			
			VELAMATI, MANASA	1.0	-	0.5			0.5			
			VELICHALA, ABHISHEK	1.0	-	0.5			0.5			
			Vijaykumar, Anand	1.0	-	0.5			0.5			
			Vistamehr, Arian	1.0	-	0.5			0.5			
			WAIKAR, SHRADDHA PRAKASH	1.0	-	0.5			0.5			
			Wang, Ke	1.0	-	0.5			0.5			
			Wang, Tengxi	1.0	-	0.5			0.5			
			WANG, WEI	1.0	-	0.5			0.5			
			Wang, Zhiyang	1.0	-	0.5			0.5			
			WEAVER, KEVIN DOUGLAS	1.0	-	0.5			0.5			
			Wei, Chao-Chen	1.0	-	0.5			0.5			
			WEN, JING	1.0	-	0.5			0.5			
			Wendel, Eric D	1.0	-	0.5			0.5			
			Wilkes, Jason C	1.0	-	0.5			0.5			
			WILKINS, RANDY DOUGLASS	1.0	-	0.5			0.5			
			Wong, Minhao	1.0	-	0.5			0.5			
			WOO, JENG WON	1.0	-	0.5			0.5			
			WU, CHIA-CHIH	1.0	-	0.5			0.5			
			XIA, ZHENCHUN	1.0	-	0.5			0.5			
			Xu, Zhenzhen	1.0	-	0.5			0.5			
			Yang, Hongjoo	1.0	-	0.5			0.5			
			YANG, SHANG-FENG	1.0	-	0.5			0.5			
			YANG, WEI	1.0	-	0.5			0.5			
			YI, HAK	1.0	-	0.5			0.5			
			Yim, Hoon	1.0	-	0.5			0.5			
			Yin, Liang	1.0	-	0.5			0.5			
			YIN, PENG	1.0	-	0.5			0.5			
			YU, HO	1.0	-	0.5			0.5			
			YU, ZHEN NING	1.0	-	0.5			0.5			
			YUN, HUISUNG	1.0	-	0.5			0.5			
			Zhang, Junjie	1.0	-	0.5			0.5			
			ZHANG, LIANG	1.0	-	0.5			0.5			
			Zhang, Xi	1.0	-	0.5			0.5			
			Zhang, Zhengxin	1.0	-	0.5			0.5			
			ZHANG, ZHIQIN	1.0	-	0.5			0.5			
			Zheng, Junnian	1.0	-	0.5			0.5			
			ZHOU, SONGSHENG	1.0	-	0.5			0.5			
			Zhu, Ruixian	1.0	-	0.5			0.5			
			Grad Asst Teaching				25.0	12.0	0.5		12.5	
			Mechanics	Office Nee	Grad Asst Teaching	Anderoglu, Osman	1.0	0.5	-			0.5
						Balachandran, Shreyas	1.0	0.5	-			0.5
						Barkley, Brady C	1.0	0.5	-			0.5
						Betts, Matthew R	1.0	0.5	-			0.5
						Chintala, Rohit	1.0	0.5	-			0.5
						Choi, Kyung W	1.0	0.5	-			0.5
						Cornejo, Juan A	1.0	0.5	-			0.5
						Darden, Matthew A	1.0	0.5	-			0.5
						Elwell, Roston C	1.0	0.5	-			0.5
						Gegg, Brandon C	1.0	0.5	-			0.5
						Gogineni, Siresha	1.0	0.5	-			0.5

College of Engineering
Personnel Summary

By Office Requirement

Unit	Office	Position Category	Name	Count	Run Date	04/22/10			Fall 2008	Total
					Teaching	Research	Service	Other		
Mechanics	Office Nee	Grad Asst Teaching	Gudlur, Pradeep	1.0	0.5	-	-	-	0.5	
			Guerra, Carlos A	1.0	0.5	-	-	-	0.5	
			Lei, Jiang	1.0	0.5	-	-	-	0.5	
			Lizcano, Maricela	1.0	0.5	-	-	-	0.5	
			Mohsenizadeh, Navid	1.0	0.5	-	-	-	0.5	
			Monroe, James A	1.0	0.5	-	-	-	0.5	
			Obando, Nicolas H	1.0	0.5	-	-	-	0.5	
			Ozsoy, Ovul O	1.0	0.5	-	-	-	0.5	
			Park, Min Soo	1.0	-	0.5	-	-	0.5	
			Ranjan, Rakesh	1.0	0.5	-	-	-	0.5	
			Sekaran, Aarthi	1.0	0.5	-	-	-	0.5	
			Shin, Donghyun	1.0	0.5	-	-	-	0.5	
			Wu, Zhenhua	1.0	0.5	-	-	-	0.5	
			Yang, Junho	1.0	0.5	-	-	-	0.5	
			Staff (Non-Classified)				34.0	12.5	19.0	
			Arciniega-Alema, Roman	1.0	-	1.0	-	-	1.0	
			Barber, Robert E	1.0	-	1.0	-	-	1.0	
			Bollfrass, Charles A	1.0	1.0	-	-	-	1.0	
			Cornett, Melissa H	1.0	1.0	-	-	-	1.0	
			Debner, Sterling T	1.0	-	0.5	-	-	0.5	
			Esquivel, Jason	1.0	-	0.5	-	-	0.5	
			Hallford, Johnny R	1.0	0.8	0.3	-	-	1.0	
			Hawkins, Tami L	1.0	1.0	-	-	-	1.0	
			Hoestenbach, Pamela A	1.0	0.5	0.5	-	-	1.0	
			Kim, Dong K	1.0	-	1.0	-	-	1.0	
			Kim, Tae H	1.0	-	1.0	-	-	1.0	
			Kim, Yeon S	1.0	-	1.0	-	-	1.0	
			Kundu, Subrata	1.0	-	1.0	-	-	1.0	
			Lindsay, Melinda L	1.0	0.5	0.5	-	-	1.0	
			Malik, Waqar A	1.0	1.0	-	-	-	1.0	
			Mccarty, Peggy L	1.0	0.5	0.5	-	-	1.0	
			Mcvay, Matilda W	1.0	1.0	-	-	-	1.0	
			Meyer, Colin G	1.0	-	1.0	-	-	1.0	
			Mitchell, L M	1.0	0.5	0.5	-	-	1.0	
			Moghbelli, Ehsan H	1.0	-	0.5	-	-	0.5	
			Moon, Seung K	1.0	-	1.0	-	-	1.0	
			Moses, Kimberly S	1.0	1.0	-	-	-	1.0	
			Moyse, Allan H	1.0	-	1.0	-	-	1.0	
			Oh, Hyukjin	1.0	-	1.0	-	-	1.0	
			Phillips, Teresa L	1.0	0.5	0.5	-	-	1.0	
			Ringo, Hayley K	1.0	0.3	0.3	-	-	0.5	
			Sammet, Thomas E	1.0	-	0.5	-	-	0.5	
			Toschlog, Holley L	1.0	0.5	0.5	-	-	1.0	
			Tucker, Randall P	1.0	0.5	0.5	-	-	1.0	
			Unnikrishnan, Ginu U	1.0	-	1.0	-	-	1.0	
			Unnikrishnan, Vinu U	1.0	-	1.0	-	-	1.0	
			Wilson, Doris A	1.0	0.5	0.5	-	-	1.0	
			Wittneben, Mitchell D	1.0	0.5	0.5	-	-	1.0	
			Zhang, Daying	1.0	1.0	-	-	-	1.0	
Student Staff				75.0	3.5	34.0		37.5		
			Arendt, Jonathan L	1.0	-	0.5	-	-	0.5	
			Ballance, Steven M	1.0	-	0.5	-	-	0.5	
			Barker, Vincent M	1.0	-	0.5	-	-	0.5	
			Barrett, Alexander B	1.0	-	0.5	-	-	0.5	
			Bolding, Byron J	1.0	-	0.5	-	-	0.5	
			Broz, Jared A	1.0	-	0.5	-	-	0.5	
			Butler, Brian T	1.0	-	0.5	-	-	0.5	
			Butler, Stephanie J	1.0	-	0.5	-	-	0.5	
			Canfield, Darrel N, II	1.0	-	0.5	-	-	0.5	
			Carter, Derek L	1.0	-	0.5	-	-	0.5	
			Case, Davi A	1.0	0.3	0.3	-	-	0.5	
			Chari, Arpita R	1.0	-	0.5	-	-	0.5	
			Elliston, Sean D	1.0	-	0.5	-	-	0.5	
			Faherty, Colleen K	1.0	0.3	0.3	-	-	0.5	
			Fitch, Danielle M	1.0	-	0.5	-	-	0.5	
			Frazier, Corey A	1.0	-	0.5	-	-	0.5	
			Frazier, Daniel M	1.0	0.3	0.3	-	-	0.5	
			Frazier, James T	1.0	0.3	0.3	-	-	0.5	

College of Engineering
Personnel Summary

By Office Requirement

Run Date 04/22/10 Fall 2008

Unit	Office	Position Category	Name	Count	Teaching	Research	Service	Other	Total			
Mechanics	Office Nee	Student Staff	Gamboa, Daniel A	1.0	-	0.5			0.5			
			Gandhi, Varun R	1.0	-	0.5			0.5			
			Glier, Michael W	1.0	-	0.5			0.5			
			Goebel, Cassie C	1.0	0.3	0.3			0.5			
			Ham, Aaron Y	1.0	-	0.5			0.5			
			Hess, Lance A	1.0	-	0.5			0.5			
			Jernigan, Emily E	1.0	-	0.5			0.5			
			Johnson, Patricia A	1.0	0.3	0.3			0.5			
			Kelso, Melissa N	1.0	0.3	0.3			0.5			
			King, Michael C	1.0	-	0.5			0.5			
			Krebs, Douglas R	1.0	-	0.5			0.5			
			Lau, Sean C	1.0	-	0.5			0.5			
			Lewis, Stefanie C	1.0	0.3	0.3			0.5			
			Lim, Wendy	1.0	-	0.5			0.5			
			Love, William L	1.0	0.3	0.3			0.5			
			Mahaffey, Patrick B	1.0	-	0.5			0.5			
			Mannen, Sarah J	1.0	-	0.5			0.5			
			Martin, Kaylan J	1.0	-	0.5			0.5			
			Martinez, Alejandro C, III	1.0	-	0.5			0.5			
			Meenashi Sundar, Vijay	1.0	-	0.5			0.5			
			Miller, Nathan R	1.0	-	0.5			0.5			
			Mokwa, Karl A	1.0	-	0.5			0.5			
			Montgomery, George	1.0	0.3	0.3			0.5			
			Natarajan, Valliyappan D	1.0	-	0.5			0.5			
			Neelima, Erukulla	1.0	-	0.5			0.5			
			Nudo, Nicholas J	1.0	-	0.5			0.5			
			O'reilly, Adrienne M	1.0	-	0.5			0.5			
			Oyegun, Nosakhare	1.0	-	0.5			0.5			
			Patterson, William R, JR	1.0	-	0.5			0.5			
			Potz Nielsen, Dallas P	1.0	-	0.5			0.5			
			Richter, Kyle M	1.0	-	0.5			0.5			
			Ross, Phillip H	1.0	0.3	0.3			0.5			
			Sanchez, Carlos J	1.0	-	0.5			0.5			
			Sanders, Matthew W	1.0	-	0.5			0.5			
			Schepp, Brian D	1.0	-	0.5			0.5			
			Schneider, Christopher W	1.0	-	0.5			0.5			
			Schulz, Jessica O	1.0	-	0.5			0.5			
			Silva, Ramon A	1.0	-	0.5			0.5			
			Smith, Steven K	1.0	-	0.5			0.5			
			Sperry, Nathaniel W	1.0	-	0.5			0.5			
			Spriggs, Adam A	1.0	-	0.5			0.5			
			Stephens, Michael S	1.0	-	0.5			0.5			
			Tanna, Hemali N	1.0	-	0.5			0.5			
			Test, Kristine L	1.0	-	0.5			0.5			
			Tett, Emily S	1.0	-	0.5			0.5			
			Thompson, David R	1.0	-	0.5			0.5			
			Thompson, Joseph V	1.0	-	0.5			0.5			
			Timmons, Shana L	1.0	-	0.5			0.5			
			Wadhvani, Vishal A	1.0	0.3	0.3			0.5			
			Weeks, Michelle L	1.0	0.3	0.3			0.5			
			West, Kelly M	1.0	0.3	0.3			0.5			
			White, Kevin L	1.0	-	0.5			0.5			
			Whitney, Marshall A	1.0	-	0.5			0.5			
			Wu, Liang	1.0	-	0.5			0.5			
			Young, Lauren A	1.0	-	0.5			0.5			
			Zarrin, Tahira	1.0	-	0.5			0.5			
			Zhang, Xiaohua	1.0	-	0.5			0.5			
					Support (Classified)		15.0	9.8	5.3		-	15.0
					Aderholt, Richard W		1.0	0.5	0.5		-	1.0
					Bachmeyer, Brian A		1.0	0.8	0.3			1.0
					Braby, Barbara E		1.0	0.5	0.5			1.0
					Cantu, Isabel C		1.0	0.5	0.5			1.0
					Faulk, Joyner R		1.0	1.0	-			1.0
					Goodman, Eva		1.0	0.5	0.5			1.0
					Koronka, Bernadette B		1.0	0.5	0.5			1.0
					Mallett, Sheryl L		1.0	0.5	0.5			1.0
					Miller, Jocelyn D		1.0	1.0	-			1.0
					Morgan, Sarah D		1.0	0.5	0.5			1.0
					Nix, Mahalia L		1.0	0.5	0.5			1.0

College of Engineering
Personnel Summary

By Office Requirement

Run Date

04/22/10

Fall 2008

Unit	Office	Position Category	Name	Count	Teaching	Research	Service	Other	Total
Mechanics	Office Nee	Support (Classified)	Ramirez, Ysidoro	1.0	1.0	-			1.0
			Sajewski, James F	1.0	1.0	-			1.0
			Schumacher, Casey L	1.0	0.5	0.5			1.0
			Walker, Michael D	1.0	0.5	0.5			1.0

College of Engineering
Personnel Summary

By Office Requirement

Run Date

04/22/10

Fall 2008

Unit	Office	Position Category	Name	Count	Teaching	Research	Service	Other	Total
Nuclear Engineering				155.0	20.8	59.6		19.5	99.9
Office Needed				155.0	20.8	59.6		19.5	99.9
Administrator-2				1.0				1.0	1.0
			Juzaitis, Raymond	1.0				1.0	1.0
Faculty-1				22.0	14.0	8.0		2.0	24.0
			Adams, Marvin	1.0	0.8	0.3		1.0	2.0
			Akabani, Gamal	1.0	0.8	0.3			1.0
			Best, Fred	1.0	0.5	0.5			1.0
			Boyle, David R	1.0		1.0			1.0
			Braby, Leslie	1.0	0.5	0.5			1.0
			Bragg-Sitton, Shannon	1.0	0.8	0.3			1.0
			Charlton, William	1.0	0.8	0.3			1.0
			Ford, John	1.0	0.8	0.3			1.0
			Guetersloh, Stephen	1.0	0.8	0.3			1.0
			Hassan, Yassin	1.0	0.8	0.3			1.0
			Marlow, William	1.0	1.0				1.0
			McClarren, Ryan	1.0		1.0			1.0
			McDeavitt, Sean	1.0	0.8	0.3			1.0
			Morel, Jim	1.0	0.8	0.3		1.0	2.0
			Ostrovskaya, Natela	1.0	0.5	0.5			1.0
			Peddicord, Kenneth L	1.0	0.5	0.5			1.0
			Poston, John	1.0	0.8	0.3			1.0
			Ragusa, Jean	1.0	0.8	0.3			1.0
			Reece, Dan	1.0	0.5	0.5			1.0
			Shao, Lin	1.0	0.8	0.3			1.0
			Tsvetkov, Pavel	1.0	0.8	0.3			1.0
			Vierow, Karen	1.0	0.8	0.3			1.0
Faculty-2				3.0		0.6			0.6
			Hart, Ron	1.0					-
			Miller, Warren F	1.0		0.1			0.1
			Nelson, Paul, JR	1.0		0.5			0.5
Grad Asst NonTeaching				12.0	6.0				6.0
			Ames, David	1.0	0.5				0.5
			Butkus, Michael	1.0	0.5				0.5
			Chen, Di	1.0	0.5				0.5
			Chen, Gary	1.0	0.5				0.5
			Corson, James	1.0	0.5				0.5
			Feng, Shaoyong	1.0	0.5				0.5
			Flores-McLaughlin, John	1.0	0.5				0.5
			Geng, Jun	1.0	0.5				0.5
			Guan, Fada	1.0	0.5				0.5
			Northum, Jeremy	1.0	0.5				0.5
			Redd, Randall	1.0	0.5				0.5
			Wagoner, David	1.0	0.5				0.5
Grad Asst Research				48.0		24.0			24.0
			Alajo, Ayodeji B	1.0		0.5			0.5
			Alfred, Jeremy L	1.0		0.5			0.5
			Barbu, Anthony P	1.0		0.5			0.5
			Bradley, Bryan J	1.0		0.5			0.5
			Carter, Jesse	1.0		0.5			0.5
			Corson, James R, JR	1.0		0.5			0.5
			Cox, Bradley W	1.0		0.5			0.5
			Creasy, John T	1.0		0.5			0.5
			Curtis, Keel B	1.0		0.5			0.5
			Edwards, Jarrod D	1.0		0.5			0.5
			Feener, Jessica S	1.0		0.5			0.5
			Frisani, Angelo	1.0		0.5			0.5
			Garnetti, David J	1.0		0.5			0.5
			Goddard, Braden	1.0		0.5			0.5
			Goldmann, Andrew S	1.0		0.5			0.5
			Hetzler, Adam C	1.0		0.5			0.5
			Hogan, Kevin J	1.0		0.5			0.5
			Hogelin, Thomas R	1.0		0.5			0.5
			Kang, Shin Kyu	1.0		0.5			0.5
			Krieger, Kenneth	1.0		0.5			0.5

College of Engineering
Personnel Summary

By Office Requirement

Run Date 04/22/10 Fall 2008

Unit	Office	Position Category	Name	Count	Teaching	Research	Service	Other	Total			
Nuclear En	Office Nee	Grad Asst Research	Lafleur, Adrienne M	1.0		0.5			0.5			
			Larsen, Benjamin A	1.0		0.5			0.5			
			Lewis, Tom G, III	1.0		0.5			0.5			
			Liu, Haifeng	1.0		0.5			0.5			
			Mahadevan, Vijay S	1.0		0.5			0.5			
			Mews, Kathryn W	1.0		0.5			0.5			
			Myers, Christopher T	1.0		0.5			0.5			
			Myers, Michael T	1.0		0.5			0.5			
			Naramore, Michael J	1.0		0.5			0.5			
			Nguyen, Ngoc T	1.0		0.5			0.5			
			Ortega, Luis H	1.0		0.5			0.5			
			Pandya, Tara M	1.0		0.5			0.5			
			Parkison, Adam J	1.0		0.5			0.5			
			Pritchard, Megan L	1.0		0.5			0.5			
			Rauch, Eric B	1.0		0.5			0.5			
			Redwine, Adam B	1.0		0.5			0.5			
			Solom, Matthew A	1.0		0.5			0.5			
			Spence, Grant R	1.0		0.5			0.5			
			Stafford, Alissa S	1.0		0.5			0.5			
			Sternat, Matthew R	1.0		0.5			0.5			
			Strohmeyer, Daniel C	1.0		0.5			0.5			
			Sweeney, David J	1.0		0.5			0.5			
			Tang, Yingjie	1.0		0.5			0.5			
			Turcksin, Bruno	1.0		0.5			0.5			
			Wang, Yaqi	1.0		0.5			0.5			
			Williams, Susan N	1.0		0.5			0.5			
			Zhang, Yunhuang	1.0		0.5			0.5			
			Zingan, Valentin N	1.0		0.5			0.5			
			Research Asst				10.0	0.8	7.5		0.2	8.5
						Chirayath, Sunil S	1.0	0.3	0.7			1.0
						Choutapalli, Isaac M	1.0		1.0			1.0
						Ford, D G, JR	1.0		1.0			1.0
						Gariazzo, Claudio A	1.0		1.0			1.0
			Hawkins, William	1.0		0.8		0.2	1.0			
			Hollander, Mark	1.0		0.5			0.5			
			Kurwitz, Richard C	1.0		1.0			1.0			
			Mews, Paul A	1.0		0.5			0.5			
			Perez-Nunez, Delia	1.0		1.0			1.0			
			Tsvetkova, Galina V	1.0	0.5				0.5			
Staff (Non-Classified)				12.0		2.5		9.3	11.8			
			Caldwell, Amy	1.0				1.0	1.0			
			Carter, Jennifer	1.0				1.0	1.0			
			Earl, Elizabeth A	1.0				1.0	1.0			
			Greer, Debra	1.0				1.0	1.0			
			Pope, Shannon J	1.0				1.0	1.0			
			Prause, Christopher	1.0				1.0	1.0			
			Ragusa, Kelley H	1.0		0.5		0.3	0.8			
			Rodgers, Gayle H	1.0		1.0			1.0			
			Rudkin, Patricia	1.0				1.0	1.0			
			Rutledge, Christopher	1.0				1.0	1.0			
			Stepan, Troy	1.0				1.0	1.0			
			Wilson, Lana	1.0		1.0			1.0			
Student Staff				46.0		17.0		6.0	23.0			
			Balerio, Robert	1.0		0.5			0.5			
			Beeny, Bradley A	1.0		0.5			0.5			
			Bevill, Aaron M	1.0		0.5			0.5			
			Broyles, Alexander M	1.0		0.5			0.5			
			Carter, Allyssa	1.0				0.5	0.5			
			Catanach, Catherine	1.0				0.5	0.5			
			Catanach, Maria	1.0				0.5	0.5			
			Cathey, Courtney R	1.0				0.5	0.5			
			Childress, Kristin R	1.0		0.5			0.5			
			Christy, Sarah	1.0				0.5	0.5			
			Dale, Alice J	1.0		0.5			0.5			
			Denadai, Eduardo	1.0		0.5			0.5			
			Dickes, Neil A	1.0		0.5			0.5			
			Draznin, Oren	1.0		0.5			0.5			

College of Engineering
Personnel Summary

By Office Requirement

Run Date 04/22/10 Fall 2008

Unit	Office	Position Category	Name	Count	Teaching	Research	Service	Other	Total		
Nuclear En	Office Nee	Student Staff	Duncan, William D	1.0		0.5			0.5		
			Gandhir, Akshay	1.0		0.5			0.5		
			Garcia, Jesus	1.0		0.5			0.5		
			Gidden, Matthew J	1.0		0.5			0.5		
			Hackemack, Michael W	1.0		0.5			0.5		
			Hausaman, Jeffrey S	1.0		0.5			0.5		
			Hearnberger, Cory	1.0					0.5	0.5	
			Hermes, Levi	1.0					0.5	0.5	
			Hollenbeck, Gordon L	1.0				0.5		0.5	
			Janacek, Kathleen	1.0						0.5	0.5
			Lynn, Nicholas M	1.0				0.5			0.5
			Maginot, Peter G	1.0				0.5			0.5
			Markwardt, Aaron L	1.0				0.5			0.5
			Mickum, George S	1.0				0.5			0.5
			Nasso, Cory	1.0							0.5
			Nuse, Sarah	1.0							0.5
			Phillips, Cory A	1.0				0.5			0.5
			Rosaire, Carol	1.0				0.5			0.5
			Sames, William J, V	1.0				0.5			0.5
			Singh, Harneet	1.0				0.5			0.5
			Slanker, Julie M	1.0				0.5			0.5
			Smith, Alex K	1.0				0.5			0.5
			Stripling, Hayes F, IV	1.0				0.5			0.5
			Tao, Caroline	1.0				0.5			0.5
			Thompson, Chad A	1.0				0.5			0.5
			Turtle, Joel D	1.0				0.5			0.5
			Vanderplas, Ryan J	1.0				0.5			0.5
			Wendeborn, Alex	1.0							0.5
			White, Julia M	1.0				0.5			0.5
			Whitlock, Travis	1.0							0.5
			Worn, Cheyn L	1.0				0.5			0.5
			Yin, Peng	1.0				0.5			0.5
					Support (Classified)		1.0				1.0
			Ondrasek, Susan	1.0				1.0	1.0		

College of Engineering
Personnel Summary

By Office Requirement

Run Date

04/22/10

Fall 2008

Unit	Office	Position Category	Name	Count	Teaching	Research	Service	Other	Total
Petroleum Engineering				241.0	79.8	11.7	1.4	18.6	111.5
Office Needed				241.0	79.8	11.7	1.4	18.6	111.5
Administrator-2				3.0	1.4	0.6	1.0		3.0
			Barrufet, Maria	1.0	0.8	0.2			1.0
			Hill, Dan	1.0	0.6	0.4			1.0
			Holditch, Steve	1.0			1.0		1.0
Faculty-1				18.0	11.4	5.6			17.0
			Blasingame, Tom	1.0	0.8	0.3			1.0
			Datta-Gupta, Akhil	1.0	0.7	0.3			1.0
			Ehlig-Economides, Christine	1.0	0.7	0.3			1.0
			Falcone, Gioia	1.0	0.8	0.3			1.0
			Ghassemi, Ahmad	1.0	0.8	0.3			1.0
			Jafarpour, Behnam	1.0	0.8	0.3			1.0
			Juvkam-Wold, Hans	1.0	0.1	0.4			0.5
			Lane, Bob	1.0	0.8	0.3			1.0
			Lee, John	1.0	0.7	0.3			1.0
			Mamora, Daulat	1.0	0.8	0.3			1.0
			McVay, Duane	1.0	0.6	0.4			1.0
			Nasr-El-Din, Hisham	1.0	0.8	0.3			1.0
			Schechter, David	1.0	0.8	0.3			1.0
			Schubert, Jerome	1.0	0.6	0.4			1.0
			Teodoriu, Catalin	1.0	0.2	0.8			1.0
			Valkó, Peter	1.0	0.7	0.3			1.0
			Wattenbarger, Bob	1.0	0.4	0.1			0.5
			Zhu, Ding	1.0	0.8	0.3			1.0
Faculty-2				8.0	5.7	0.5			6.2
			Ayers, Walter	1.0	1.0				1.0
			Maggard, Bryan	1.0	1.0				1.0
			McCain, Bill	1.0	0.4				0.4
			Piper, Larry	1.0	0.5				0.5
			Pournik, Maysam	1.0	0.5	0.5			1.0
			Voneiff, George	1.0	0.3				0.3
			Weatherford, Darla-Jean	1.0	1.0				1.0
			Yan, Lilai	1.0	1.0				1.0
Grad Asst Research				96.0	48.0				48.0
			Akbarnejad Nesheli, Babak	1.0	0.5				0.5
			Akinnakawe, Oyewande	1.0	0.5				0.5
			Akinnikawe, Oyewande	1.0	0.5				0.5
			Anchliya, Abhishek	1.0	0.5				0.5
			Ardali, Mojtaba	1.0	0.5				0.5
			Awoleke, Obadare	1.0	0.5				0.5
			Badakhshan Raz, Sadegh	1.0	0.5				0.5
			Beatty, Cassan	1.0	0.5				0.5
			Bhark, Eric	1.0	0.5				0.5
			Bourne, Dwayne	1.0	0.5				0.5
			Cai, Shuzong	1.0	0.5				0.5
			Chantose, Prasongsit	1.0	0.5				0.5
			Cheng, Kun	1.0	0.5				0.5
			Correa, Juan	1.0	0.5				0.5
			Davani, Ehsan	1.0	0.5				0.5
			Deng, Jiayao	1.0	0.5				0.5
			Densirimongkol, Jurairat	1.0	0.5				0.5
			Diaz, Nerwing	1.0	0.5				0.5
			Dong, Guanwei	1.0	0.5				0.5
			Du, Song	1.0	0.5				0.5
			El-Mallawany, Ibrahim	1.0	0.5				0.5
			Fan, Diangeng	1.0	0.5				0.5
			Feng, Ming	1.0	0.5				0.5
			Fernandes, Preston	1.0	0.5				0.5
			Freeman, Craig	1.0	0.5				0.5
			Fu, Xuebing	1.0	0.5				0.5
			Ge, Jun	1.0	0.5				0.5
			Gomaa, Ahmed	1.0	0.5				0.5
			Groves, Nick	1.0	0.5				0.5
			He, Ting	1.0	0.5				0.5
			Huang, Jian	1.0	0.5				0.5
			Ilk, Dilhan	1.0	0.5				0.5

College of Engineering
Personnel Summary

By Office Requirement

Run Date 04/22/10 Fall 2008

Unit	Office	Position Category	Name	Count	Teaching	Research	Service	Other	Total
Petroleum	Office Nee	Grad Asst Research	Jam, Sonia	1.0	0.5				0.5
			Khabibullin, Tagir	2.0	1.0				1.0
			Khodabakhshi, Morteza	1.0	0.5				0.5
			Kim, Jong Uk	1.0	0.5				0.5
			Lee, Jaehun	1.0	0.5				0.5
			Lee, Sang Hoon	1.0	0.5				0.5
			Li, Lingling	1.0	0.5				0.5
			Li, Weiqiang	1.0	0.5				0.5
			Li, Zhuoyi	1.0	0.5				0.5
			Limpasurat, Akkharachai	2.0	1.0				1.0
			Lin, Jiajing	1.0	0.5				0.5
			Ling, Kegang	1.0	0.5				0.5
			Liu, Yang	1.0	0.5				0.5
			Ma, Xiaodan	1.0	0.5				0.5
			Marongiu-Porcu, Matteo	2.0	1.0				1.0
			Min, Kyoung Suk	1.0	0.5				0.5
			Mou, Jianye	1.0	0.5				0.5
			Nauduri, Anantha	1.0	0.5				0.5
			Nozaki, Manabu	1.0	0.5				0.5
			Olatubi, Oluwaseun	1.0	0.5				0.5
			Ouyang, Liangchen	1.0	0.5				0.5
			Paknejad, Amirsaman	1.0	0.5				0.5
			Palmer-Ikuku, Emuobonuvie	1.0	0.5				0.5
			Pandya, Nimish	1.0	0.5				0.5
			Park, Han Young	1.0	0.5				0.5
			Pilisi, Nicolas	1.0	0.5				0.5
			Pitakbunkate, Termpan	1.0	0.5				0.5
			Qiu, Fangda	1.0	0.5				0.5
			Rahnema, Hamid	1.0	0.5				0.5
			Rawal, Chakra	1.0	0.5				0.5
			Rey, Alvaro	1.0	0.5				0.5
			Rostami, Ameneh	1.0	0.5				0.5
			Serajian, Vahid	1.0	0.5				0.5
			Shamshiri, Hossein	1.0	0.5				0.5
			Sinurat, Pahala	1.0	0.5				0.5
			Soponsakulkaew, Nitsupon	1.0	0.5				0.5
			Sui, Weibo	1.0	0.5				0.5
			Tabatabaei, Mohammad	1.0	0.5				0.5
			Tan, Xuehao	1.0	0.5				0.5
			Tao, Qing	1.0	0.5				0.5
			Tao, Qingfeng	1.0	0.5				0.5
			Taware, Satyajit	1.0	0.5				0.5
			Tian, Yao	1.0	0.5				0.5
			Turkarlan, Gulcan	1.0	0.5				0.5
			Udong, Ime	1.0	0.5				0.5
			Verma, Ankit	1.0	0.5				0.5
			Waltrich, Paulo	1.0	0.5				0.5
			Watanabe, Shingo	1.0	0.5				0.5
			Wei, Yunan	1.0	0.5				0.5
			Weidner, Jason	1.0	0.5				0.5
			Xie, Jiang	1.0	0.5				0.5
			Xu, Ben	1.0	0.5				0.5
			Xue, Wenxu	1.0	0.5				0.5
			Yang, Daegil	1.0	0.5				0.5
			Yin, Jichao	1.0	0.5				0.5
			Yu, Meng	1.0	0.5				0.5
			Yuan, Zhaoguang	1.0	0.5				0.5
			Zhang, He	1.0	0.5				0.5
			Zhang, Qi	1.0	0.5				0.5
			Zhang, Yanbin	1.0	0.5				0.5
			Zhang, Zhiyong	1.0	0.5				0.5

College of Engineering
Personnel Summary

By Office Requirement

Run Date 04/22/10 Fall 2008

Unit	Office	Position Category	Name	Count	Teaching	Research	Service	Other	Total
Petroleum	Office Nee	Grad Asst Teaching		24.0	9.1				9.1
			Clark, Beau	1.0	0.4				0.4
			Currie, Stephanie	2.0	0.8				0.8
			Gupta, Vivek	2.0	0.8				0.8
			Haghshenas, Arash	1.0	0.4				0.4
			Hamman, Gregory	1.0	0.4				0.4
			Kang, Chanpreet	2.0	0.8				0.8
			Kaviani, Danial	2.0	0.8				0.8
			Marek, Michael	1.0	0.4				0.4
			McMillan, Marcia	1.0	0.4				0.4
			Odi, Uchenna	2.0	0.8				0.8
			Ortiz, Rubiel	1.0	0.4				0.4
			Pieve La Rosa, Andres	1.0	0.4				0.4
			Rivers, Matthew	2.0	0.8				0.8
			Singh, Sidharth	1.0	0.4				0.4
			Tran, Tan	1.0	0.4				0.4
			Vichaya, Payab	1.0	0.4				0.4
			Wu, Xiaoqing	1.0	0.4				0.4
			Yip, Yeung	1.0	0.4				0.4
		<u>other</u>		44.0					-
			Abdulaqui, Dana	1.0					-
			Al Noumani, Hussain	1.0					-
			Al Zahrani, Rashad	1.0					-
			Alahmadi, Hasan	1.0					-
			Aleidan, Ahmed	1.0					-
			Alghamdi, Abudlwahab	1.0					-
			Al-Huthali, Ahmed	1.0					-
			Aliyeva, Fizza	1.0					-
			Alkassim, Ibrahim	1.0					-
			Almadani, Husameddin	1.0					-
			Almojil, Abdullah	1.0					-
			Almulla, Jassim	1.0					-
			Alotaibi, Mohammed	1.0					-
			Alqahtani, Mari	1.0					-
			Alsuwailam, Majed	1.0					-
			Alyami, Abdullah	1.0					-
			Bataweel, Mohammed	1.0					-
			Boulis, Anastasios	1.0					-
			Devegowda, Deepak	1.0					-
			El-Monier, Ilham	1.0					-
			Espinel, Arnaldo	1.0					-
			Feizi Masouleh, Shahla	1.0					-
			Flores, Laura	1.0					-
			Haghshenas, Arash	1.0					-
			Hamman, Gregory	1.0					-
			Hamrick, Rebekah	1.0					-
			Izgec, Omer	1.0					-
			Kang, Suksang	2.0					-
			Ken-Worgu, Kenneth	1.0					-
			Keys, Ryan	1.0					-
			Mahmoud, Mohamed	1.0					-
			Mateshov, Dauren	1.0					-
			Nass, Maria	1.0					-
			Rajnauth, Jerome	1.0					-
			Sarwar, Muhammad	1.0					-
			Sayedakram, Nawaf	1.0					-
			Sehbi, Baljit	1.0					-
			Seyidov, Murad	1.0					-
			Sultan, Abdullah	1.0					-
			Sunnatov, Dinmukhamed	1.0					-
			Syihab, Zuher	1.0					-
			Yan, Fuyong	1.0					-
			Zarea, Marwan	1.0					-

College of Engineering
Personnel Summary

By Office Requirement

Run Date 04/22/10 Fall 2008

Unit	Office	Position Category	Name	Count	Teaching	Research	Service	Other	Total
Petroleum	Office Nee	Research Asst		10.0		4.0			4.0
			Abd El-Haleem, Ali	1.0		1.0			1.0
			Bello, Oladele	1.0		1.0			1.0
			Jaijun, Jiang	1.0					-
			Lei, Guanglun	1.0					-
			Ma, Xinfang	1.0					-
			Sorgun, Mehmet	1.0					-
			Tonizzo, Matteo	1.0					-
			Wang, Lei	1.0					-
			Zhang, Zhennan	1.0		1.0			1.0
			Zhou, Xiaoxian	1.0		1.0			1.0
		Staff (Non-Classified)		19.0		1.0	0.4	16.6	18.0
			Atkins, Susan	1.0				0.5	0.5
			Bartlett, Brandon	1.0				1.0	1.0
			Beladi, Kathy	1.0				1.0	1.0
			Burnett, David	1.0		1.0			1.0
			Conaway, Connie	1.0				1.0	1.0
			Courchesne, David	1.0				1.0	1.0
			Demshar, Jason	1.0			0.1	0.9	1.0
			Epps, Mary Lu	1.0				1.0	1.0
			Hall, Laura	1.0				1.0	1.0
			Hopcus, Phaedra	1.0				0.5	0.5
			Krueger, Gail	1.0				1.0	1.0
			Luedke, Nancy	1.0				1.0	1.0
			Maldonado, John	1.0				1.0	1.0
			Meekma, Timothy	1.0				1.0	1.0
			Robbins, Betty	1.0				1.0	1.0
			Schuler, Eleanor	1.0				1.0	1.0
			Schultz Jr., Rudy	1.0			0.3	0.7	1.0
			Seidel, Ted	1.0				1.0	1.0
			Winkler, John	1.0				1.0	1.0
		Student Staff		17.0	4.2				4.2
			Barbuceanu, Radu	1.0	0.3				0.3
			Beifuss, Patricia	1.0	0.3				0.3
			Beladi, Joevan	1.0	0.3				0.3
			Enih, Chijioke	1.0	0.3				0.3
			Friggle, Steven	1.0	0.3				0.3
			Izard, Kory	1.0	0.3				0.3
			Johnson, Nathalie	1.0	0.3				0.3
			Jones, Matthew E.	1.0	0.3				0.3
			Krenzinski, Kelly	1.0	0.3				0.3
			Lampley, Mary	1.0	0.2				0.2
			Michalec, Jonathan	1.0	0.3				0.3
			Pandey, Akhilesh	1.0	0.3				0.3
			Powers, Johnathon Austin	1.0	0.3				0.3
			San Marco, Michael	1.0	0.3				0.3
			Sims, Robert	1.0	0.3				0.3
			Skakova, Aliya	1.0	0.3				0.3
			Zhabagina, Aliya	1.0	0.3				0.3
		Support (Classified)		2.0				2.0	2.0
			Miller, Barbi	1.0				1.0	1.0
			Neely, Noel	1.0				1.0	1.0

College of Engineering
Personnel Summary

By Office Requirement

Run Date 04/22/10 Fall 2008

Unit	Office	Position Category	Name	Count	Teaching	Research	Service	Other	Total
Civil Engineering				193.0	57.4	34.8		1.1	123.3
Office Needed				193.0	57.4	34.8		1.1	123.3
Faculty-1				67.0	47.7	14.9		1.1	65.7
			Abu Al Rub, Rashid	1.0	0.8	0.3			1.0
			Anderson, Stuart	1.0	0.8	0.3			1.0
			Aubeny, Charles P	1.0	0.8	0.3			1.0
			Barroso, Luciana R	1.0	0.8	0.3			1.0
			Batchelor, Bill	1.0	0.8	0.3			1.0
			Beason, William L	1.0	0.8	0.3			1.0
			Biscontin, Giovanna	1.0	0.8	0.3			1.0
			Boulanger, Bryan O	1.0	0.8	0.3			1.0
			Bracci, Joseph M	1.0	0.8	0.2			1.0
			Briaud, Jean-Louis	1.0	0.8	0.3			1.0
			Brumbelow, James K	1.0	0.8	0.3			1.0
			Burris, Mark W	1.0	0.8	0.3			1.0
			Cahill, Anthony T	1.0	0.8	0.3			1.0
			Chang, Kuang-An	1.0	0.8	0.3			1.0
			Chen, Hamn C	1.0	0.8	0.3			1.0
			Chu, Kung-Hui	1.0	0.8	0.3			1.0
			Cronauer, Scott F	1.0					1.0
			Damnjanovic, Ivan	1.0	0.8	0.3			1.0
			Edge, Billy	1.0	0.8	0.3			1.0
			Falzarano, Jeffrey M	1.0	0.8	0.3			1.0
			Ford, David N	1.0	0.8	0.3			1.0
			Fry, Gary T	1.0	0.8	0.3			1.0
			Gardoni, Paolo	1.0	0.8	0.3			1.0
			Gharaibeh, Nasir G	1.0	0.8	0.3			1.0
			Grasley, Zachary C	1.0	0.8	0.3			1.0
			Hann, Roy W	1.0	0.8	0.3			1.0
			Hawkins, Harvey E	1.0	0.8	0.2		0.0	1.0
			Hite, Monique C	1.0	0.8	0.2		0.1	1.0
			Hueste, Marybeth D	1.0	0.8	0.3			1.0
			Hurlebaus, Stefan	1.0	0.8	0.3			1.0
			Irish, Jennifer L	1.0	0.8	0.3			1.0
			James, Ray W	1.0	0.5			0.5	1.0
			Jones, Harry L	1.0	0.8	0.3			1.0
			Kaihatu, James M	1.0	0.7	0.3			1.0
			Keating, Peter B	1.0	0.8	0.3			1.0
			Kim, Moohyun	1.0	0.8	0.3			1.0
			Kohutek, Terry L	1.0					1.0
			Little, Dallas N	1.0	0.8	0.3			1.0
			Lord, Dominique	1.0	0.8	0.1		0.2	1.0
			Lowery, Lee L	1.0	1.0				1.0
			Lynett, Patrick J	1.0	0.8	0.3			1.0
			Lytton, Robert L	1.0	0.8	0.3			1.0
			Mander, John B	1.0	0.8	0.3			1.0
			Martin, Amy E	1.0	0.6	0.2		0.1	0.9
			Maxwell, Donald A	1.0	0.8	0.3			1.0
			Medina Cetina, Zenon	1.0	0.8	0.3			1.0
			Mercier, Richard S	1.0	0.2	0.8			1.0
			Morgan, James R	1.0	0.8	0.3			1.0
			Murff, James D	1.0	0.3				0.3
			Olivera, Francisco	1.0	0.8	0.2			1.0
			Quadrifoglio, Luca	1.0	0.8	0.3			1.0
			Randall, Robert E	1.0	0.7	0.3			1.0
			Reinschmidt, Kenneth F	1.0	0.8	0.3			1.0
			Roesset, Jose M	1.0	1.0				1.0
			Smith, Roger E	1.0	0.8	0.3			1.0
			Socolofsky, Scott A	1.0	0.8	0.3			1.0
			Stubbs, Norris	1.0	0.8	0.3			1.0
			Trejo, David	1.0	0.7	0.1		0.3	1.0
			Walewski, John A	1.0	0.8	0.3			1.0
			Wang, Xiu B	1.0	0.8	0.3			1.0
			Woods, Calvin E	1.0	0.5				0.5
			Wurbs, Ralph A	1.0	0.8	0.3			1.0
			Ying, Qi	1.0	0.8	0.3			1.0
			Zechman, Emily M	1.0	0.8	0.3			1.0
			Zhang, Jun	1.0	0.8	0.2			1.0
			Zhang, Yunlong	1.0	0.8	0.3			1.0
			Zollinger, Dan	1.0	0.8	0.3			1.0

College of Engineering
Personnel Summary

By Office Requirement

Run Date 04/22/10 Fall 2008

Unit	Office	Position Category	Name	Count	Teaching	Research	Service	Other	Total
Civil Engin	Office Needed								
		Faculty-2		6.0		0.3			0.3
			Chinn, Timothy	1.0					-
			Luo, Rong	1.0					-
			Oeth III, Laurence	1.0					
			Saylak, Donald	1.0		0.3			0.3
			Taylor, Timothy	1.0					
			Zhong, Jinquan	1.0					
		Grad Asst Research		22.0		8.8			8.8
			Anderson, Mary	1.0		0.4			0.4
			Ariyaratne, Hanchap	1.0		0.4			0.4
			Bae, Yoon	1.0		0.4			0.4
			Bryant, Duncan	1.0		0.4			0.4
			Cloudt, Harding C	1.0		0.5			0.5
			Cruz-Castro, Oscar	1.0		0.4			0.4
			El Safty, Hoda	1.0		0.4			0.4
			Islam, Mohammad	1.0		0.4			0.4
			Kim, Jinseok	1.0		0.4			0.4
			Kim, Sang H	1.0		0.5			0.5
			Koohi, Yasser	1.0		0.4			0.4
			Leung, Chin	1.0		0.4			0.4
			Li, Jingyi	1.0		0.4			0.4
			Li, Xiugang	1.0		0.5			0.5
			Mander, Thomas	1.0		0.4			0.4
			Manian, Dinesh	1.0		0.4			0.4
			Nie, Chunyong	1.0		0.4			0.4
			Tahvildari, Navid	1.0		0.4			0.4
			Udoh, Ikpoto	1.0		0.4			0.4
			Wang, Yue	1.0		0.4			0.4
			Xie, Chen	1.0		0.4			0.4
			Zhang, Yuqing	1.0		0.5			0.5
		Grad Asst Teaching		36.0	9.7	4.0			13.7
			Acker, Robert	1.0	0.4				0.4
			Allen, Jon S	1.0	0.2	0.2			0.4
			Antonine, Arthur L	1.0	0.2	0.2			0.4
			Bartoshek, Kelly M	1.0	0.2	0.2			0.4
			Beemer, Ryan D	1.0	0.4				0.4
			Bernhardt, Michelle L	1.0	0.4				0.4
			Bitaraf, Maryam	1.0	0.2	0.2			0.4
			Brey, R J	1.0	0.2	0.2			0.4
			Castro Morales, Ricardo	1.0	0.4				0.4
			Chandra, Shailesh	1.0	0.4				0.4
			Dincal, Selcuk	1.0	0.2	0.2			0.4
			Ghanem, Hassan A	1.0	0.2	0.2			0.4
			Hollingsworth, Michelle E	1.0	0.2	0.2			0.4
			Hunag, Qindan	1.0	0.4				0.4
			Jones, Christopher A	1.0	0.2	0.2			0.4
			Kumar, Ramesh	1.0	0.2	0.2			0.4
			Ma, Shiwei	1.0	0.4				0.4
			Mahmoud, Enad M	1.0	0.2	0.2			0.4
			Matthiesen, Adam W	1.0	0.2	0.2			0.4
			Moideen, Hisham	1.0	0.4				0.4
			Ngo, Thanh T	1.0	0.2	0.2			0.4
			Oaks, Drake B	1.0	0.4				0.4
			Permenter, Rusty L	1.0	0.2	0.2			0.4
			Pillai, Radhakrishna G	1.0	0.2	0.2			0.4
			Russell, Mark A	1.0	0.2	0.2			0.4
			Stocks, Timothy J	1.0	0.2	0.2			0.4
			Tabaja, Khalil	1.0	0.4				0.4
			Tewari, Sanjay	1.0	0.2	0.2			0.4
			Tucker, Stacey	1.0	0.4				0.4
			Valdovinos, Maria	1.0	0.4				0.4
			Vanburen, Eric	1.0	0.4				0.4
			Vellanki, Bhanupraka	1.0	0.4				0.4
			Wan, Feng	1.0	0.2	0.2			0.4
			Witkowski, Paul	1.0	0.4				0.4
			You, Jung H	1.0	0.2	0.2			0.4
			Zapalac, Kyle M	1.0	0.2	0.2			0.4

College of Engineering
Personnel Summary

By Office Requirement

Run Date 04/22/10 Fall 2008

Unit	Office	Position Category	Name	Count	Teaching	Research	Service	Other	Total
Civil Engin	Office Needed								
		Staff (Non-Classified)		32.0		6.5			30.5
			Bartoskewitz, R E	1.0					1.0
			Bowden, Bonni	1.0					1.0
			Brown, Troy E	1.0					1.0
			Brunker, Anni E	1.0					1.0
			Bryant, Melissa R	1.0					1.0
			Burda, Lilo	1.0					1.0
			Choate, Kay S	1.0					1.0
			Crain, D'anne	1.0					1.0
			Fambro, Pamela S	1.0					1.0
			Faust, Crystal	1.0					1.0
			Fritcher, Pamela S	1.0					1.0
			Fuller, Christopher	1.0		1.0			1.0
			Green, Joyce	1.0					1.0
			Hoffpauir, Richard	1.0		1.0			1.0
			Huang, Chien-Wei	1.0		1.0			1.0
			John, Larry	1.0					1.0
			Jun, Ssang S	1.0		0.5			0.5
			Linger, Michael I	1.0					1.0
			Mather, Thomas T	1.0					1.0
			Page, Cheryl	1.0		1.0			1.0
			Potter, Matthew	1.0					-
			Reed, Johnnie	1.0					1.0
			Reed, Lorraine J	1.0					1.0
			Roessner, Judith E	1.0					1.0
			Sanchez, Edgar M	1.0		1.0			1.0
			Shon, Chang-Seon	1.0		1.0			1.0
			Sims, Mary L	1.0					1.0
			Smith, Deborah L	1.0					1.0
			Urbanovsky, Mary A	1.0					1.0
			Warren, Lona S	1.0					1.0
			Weichert, Julie C	1.0					1.0
			Youngblood, Jo A	1.0					1.0
		Student Staff		23.0		0.4			0.4
			Acosta, Eduardo L	1.0					-
			Clay, Grant S	1.0					-
			Defoe, Melissa L	1.0					-
			French, Shaelyn L	1.0					-
			Hart, William S	1.0					-
			Hatzenbuehler, Joshua T	1.0					-
			Hubbard, Claire N	1.0					-
			Jordan, Leslie H	1.0					-
			Keller, Vanna J	1.0					-
			Kulkarni, Salil S	1.0					-
			Morrow, Meredith R	1.0					-
			Nash, Meredith C	1.0					-
			Neat, David J	1.0					-
			Ogunfile, Michael O	1.0					-
			Olivarez, Lisa M	1.0					-
			Piazza, David A	1.0					-
			Samaria, Sagar	1.0					-
			Selvaraj, Rakesh	1.0					-
			Skelton, Rachel A	1.0					-
			Tyson, Bryan M	1.0					-
			Wani, Sujay	1.0		0.4			0.4
			Whilden, Kerri A	1.0					-
			Wong, Arianna C	1.0					-
		Support (Classified)		7.0					4.0
			Chadwell, Sharon J	1.0					-
			Dickerson, Sydney	1.0					-
			Dorrance, Nicholas D	1.0					-
			Martinez, DeEtte	1.0					1.0
			Medina, Julian	1.0					1.0
			Smith, Sandy	1.0					1.0
			Williams, Maxamania G	1.0					1.0
Computer Science & Engineeringx				230.0	100.0	94.0	-	36.0	230.0

College of Engineering
Personnel Summary

By Office Requirement

		Run Date	04/22/10			Fall 2008			
Unit	Office	Position Category	Name	Count	Teaching	Research	Service	Other	Total
Computer	Office Needed			230.0	100.0	94.0	-	36.0	230.0
		Administrator-1		6.0	3.0	2.0		1.0	6.0
			Chen, Jianer	1.0	0.5	0.5			1.0
			Friesen, Donald K	1.0	1.0	-			1.0
			Furuta, Richard K	1.0	0.5	0.5			1.0
			Stroustrup, Bjarne	1.0	0.5	0.5			1.0
			Taylor, Valerie	1.0				1.0	1.0
			Walker, Duncan M	1.0	0.5	0.5			1.0
		Faculty-1		41.0	22.0	19.0	-		41.0
			Amato, Nancy M	1.0	0.5	0.5			1.0
			Bettati, Riccardo	1.0	0.5	0.5			1.0
			Bianco, Mauro	1.0		1.0			1.0
			Caverlee, James B	1.0	0.5	0.5			1.0
			Chai, Jinxiang	1.0	0.5	0.5			1.0
			Choe, Yoonsuck	1.0	0.5	0.5			1.0
			Daugherty, Walter C	1.0	1.0				1.0
			Dos Reis, Gabriel T	1.0	0.5	0.5			1.0
			Gu, Guofei	1.0	0.5	0.5			1.0
			Gutierrez-Osuna, Ricardo	1.0	0.5	0.5			1.0
			Hammond, Tracy A	1.0	0.5	0.5			1.0
			Hurley, Joseph D	1.0	1.0				1.0
			Ioerger, Thomas R	1.0	0.5	0.5			1.0
			Jarvi, Jaakko T	1.0	0.5	0.5			1.0
			Jiang, Anxiao	1.0	0.5	0.5			1.0
			Kerne, Andrew	1.0	0.5	0.5			1.0
			Keyser, John C	1.0	0.5	0.5			1.0
			Kim, Eun J	1.0	0.5	0.5			1.0
			Klappenecker, Andreas	1.0	0.5	0.5			1.0
			Lee, Hyunyoung	1.0		1.0			1.0
			Leyk, Teresa S	1.0	1.0				1.0
			Liu, Jyh C	1.0	0.5	0.5			1.0
			Lively, William M	1.0	0.5	0.5			1.0
			Loguinov, Dmitri	1.0	0.5	0.5			1.0
			Mahapatra, Rabinarayan	1.0	0.5	0.5			1.0
			Moore, John M	1.0	1.0				1.0
			Murphy, Robin R	1.0	0.5	0.5			1.0
			Pooch, Udo W	1.0	0.5	0.5			1.0
			Rauchwerger, Lawrence	1.0	0.5	0.5			1.0
			Sarin, Vivek	1.0	0.5	0.5			1.0
			Schaefer, Scott D	1.0	0.5	0.5			1.0
			Shipman, Frank M	1.0	0.5	0.5			1.0
			Song, Dezhen	1.0	0.5	0.5			1.0
			Stoleru, Radu	1.0	0.5	0.5			1.0
			Sze, Sing H	1.0	0.5	0.5			1.0
			Ward, Ronnie	1.0	1.0				1.0
			Welch, Jennifer L	1.0	0.5	0.5			1.0
			Williams, Glen N	1.0	0.5	0.5			1.0
			Williams, Tiffani L	1.0	0.5	0.5			1.0
			Yurttas, Salih	1.0	1.0				1.0
			Zhao, Wei	1.0		1.0			1.0
		Faculty-2		5.0	1.0	4.0	-		5.0
			Bae, Soon I	1.0		1.0			1.0
			Banerjee, Pubali	1.0		1.0			1.0
			Lee, Hyunyoung	1.0	1.0				1.0
			Moreira, Rivera	1.0		1.0			1.0
			Wu, Xingfu	1.0		1.0			1.0
		Grad Asst NonTeaching		54.0	53.0	1.0	-	-	54.0
			Ahmed, Sarker T	1.0	1.0	-	-	-	1.0
			Ahn, YoungWoo	1.0	-	1.0		-	1.0
			Ajith Prasad Manoj Prasad, Fnu	1.0	1.0		-		1.0
			An, Baik Song	1.0	1.0		-		1.0
			Boyd, Bryan C	1.0	1.0			-	1.0
			Cao, Yixin	1.0	1.0				1.0
			Chen, Yen Lin	1.0	1.0				1.0
			Ciftci, Tolga	1.0	1.0				1.0
			Coleman, Phillip B	1.0	1.0				1.0
			Daneshvar, Roozbeh	1.0	1.0				1.0

College of Engineering
Personnel Summary

By Office Requirement

Run Date 04/22/10 Fall 2008

Unit	Office	Position Category	Name	Count	Teaching	Research	Service	Other	Total			
Computer	Office Nee	Grad Asst NonTeaching	Fan, Jia-Hao	1.0	1.0				1.0			
			George, Stephen M	1.0	1.0				1.0			
			George, Thomas	1.0	1.0				1.0			
			Grigoriu, Liliana	1.0	1.0				1.0			
			He, Lei	1.0	1.0				1.0			
			Hsu, Chiao	1.0	1.0				1.0			
			Hsu, Shu-Wei	1.0	1.0				1.0			
			Huang, Ruoguan	1.0	1.0				1.0			
			Jacobs, Samson A	1.0	1.0				1.0			
			Jiang, Zhongwei	1.0	1.0				1.0			
			Jin, Yuho	1.0	1.0				1.0			
			Karadkar, Unmil P	1.0	1.0				1.0			
			Khabiri, Elham	1.0	1.0				1.0			
			Lee, Joseph S	1.0	1.0				1.0			
			Li, Xiaoyong	1.0	1.0				1.0			
			Li, Yue	1.0	1.0				1.0			
			Liu, Sanmin	1.0	1.0				1.0			
			Liu, Yang	1.0	1.0				1.0			
			Lou, Hui	1.0	1.0				1.0			
			Mandal, Ayan	1.0	1.0				1.0			
			Mann, Timothy A	1.0	1.0				1.0			
			Mathiharan, Siddhartha	1.0	1.0				1.0			
			Mathur, Abhinav	1.0	1.0				1.0			
			Mcmahon, Troy A	1.0	1.0				1.0			
			Meintanis, Konstantinos A	1.0	1.0				1.0			
			Miller, Daniel E	1.0	1.0				1.0			
			Min, Jianyuan	1.0	1.0				1.0			
			Mohan, Suneil	1.0	1.0				1.0			
			Park, Young J	1.0	1.0				1.0			
			Pearce, Roger A	1.0	1.0				1.0			
			Pu, Shi	1.0	1.0				1.0			
			Reddy, Chandan R	1.0	1.0				1.0			
			Sattam, Bradley L	1.0	1.0				1.0			
			Smith, Jacob N	1.0	1.0				1.0			
			Smith, Matthew	1.0	1.0				1.0			
			Tang, Xiaolong	1.0	1.0				1.0			
			Tripathy, Aalap	1.0	1.0				1.0			
			Udompanyanan, Chris	1.0	1.0				1.0			
			Wang, Lei	1.0	1.0				1.0			
			Yang, Huei-Fang	1.0	1.0				1.0			
			Ye, Shuai	1.0	1.0				1.0			
			Ying, Huajun	1.0	1.0				1.0			
			Zhang, Le	1.0	1.0				1.0			
			Zhi, Yuan	1.0	1.0				1.0			
					Grad Asst Research		63.0		63.0			63.0
						Audenaert, Michael	1.0		1.0			1.0
						Biswas, Amitava	1.0		1.0			1.0
						Bogan, Paul	1.0		1.0			1.0
						Brammer, Grant	1.0		1.0			1.0
						Corey, Paul	1.0		1.0			1.0
						Dahman, Katherine	1.0		1.0			1.0
						Damaraju, Sriranga	1.0		1.0			1.0
						Dechev, Damian D	1.0		1.0			1.0
						Dixon, Daniel	1.0		1.0			1.0
						Duan, Pu	1.0		1.0			1.0
						Eoff, Brain	1.0		1.0			1.0
						Fan, Yi Nan	1.0		1.0			1.0
						Freeman, John	1.0		1.0			1.0
						Gupta, Nikhil	1.0		1.0			1.0
						Harshvardhan	1.0		1.0			1.0
						Hsieh, Mu-Fen	1.0		1.0			1.0
						Jain, Tarun	1.0		1.0			1.0
						Johnston, Joshua	1.0		1.0			1.0
			Kim, Chang-Young	1.0		1.0			1.0			
			Kim, DoHyoung	1.0		1.0			1.0			
			Knezek, Gabriel	1.0		1.0			1.0			
			Lee, Jason	1.0		1.0			1.0			
			Li, Hao	1.0		1.0			1.0			
			Liu, Lantao	1.0		1.0			1.0			

College of Engineering
Personnel Summary

By Office Requirement

Run Date 04/22/10 Fall 2008

Unit	Office	Position Category	Name	Count	Teaching	Research	Service	Other	Total
Computer	Office Nee	Grad Asst Research	Lively, Charles	1.0		1.0			1.0
			Mandal, Suman	1.0		1.0			1.0
			Matthews, Suzanne	1.0		1.0			1.0
			Mayerich, David	1.0		1.0			1.0
			Papadopoulos, Ioanni	1.0		1.0			1.0
			Paulson, Brandon	1.0		1.0			1.0
			Pennings, Marinus	1.0		1.0			1.0
			Peschel, Joshua	1.0		1.0			1.0
			Pirkelbauer, Peter M	1.0		1.0			1.0
			Pogue, Daniel	1.0		1.0			1.0
			Pratt, Kevin	1.0		1.0			1.0
			Roy, Gautam	1.0		1.0			1.0
			Sastry, Srikanth	1.0		1.0			1.0
			Smith, Timmie	1.0		1.0			1.0
			Solodkyy, Yuriy	1.0		1.0			1.0
			Sul, Seung-jin	1.0		1.0			1.0
			Taele, Paul	1.0		1.0			1.0
			Tan, Cheng	1.0		1.0			1.0
			Tanase, Gabriel	1.0		1.0			1.0
			Thomas, Nathan	1.0		1.0			1.0
			Toups, Zachary	1.0		1.0			1.0
			Viqar, Saira	1.0		1.0			1.0
			Wagner, Luke A	1.0		1.0			1.0
			Wang, Hao	1.0		1.0			1.0
			Wang, Xiaoming	1.0		1.0			1.0
			Wang, Yue	1.0		1.0			1.0
			Wang, Zheng	1.0		1.0			1.0
			Webb, Andrew	1.0		1.0			1.0
			Wei, Xiaolin	1.0		1.0			1.0
			Wolin, Aaron	1.0		1.0			1.0
			Xochihua, Omar A	1.0		1.0			1.0
			Xu, Xiabing	1.0		1.0			1.0
			Xu, Yiliant	1.0		1.0			1.0
			Xu, Zhaoyan	1.0		1.0			1.0
			Yao, Zhongmei	1.0		1.0			1.0
			Yeh, Hsin	1.0		1.0			1.0
			Yeo, In	1.0		1.0			1.0
			Yuksel, Cem	1.0		1.0			1.0
			Zhou, Wei	1.0		1.0			1.0
		Staff (Non Classified)		21.0			-	21.0	21.0
			Breitschopf, Lisa	1.0			-	1.0	1.0
			Broughton, Tina	1.0			-	1.0	1.0
			Cote, David M	1.0			-	1.0	1.0
			Dworaczyk, Blake D	1.0			-	1.0	1.0
			Flores, Kathy	1.0			-	1.0	1.0
			Graham, Bryan W	1.0			-	1.0	1.0
			Lewis, Penny L	1.0			-	1.0	1.0
			Mallett, Kimberly	1.0			-	1.0	1.0
			Marinari, Sherry Beth	1.0			-	1.0	1.0
			Okonski, Anthony P	1.0			-	1.0	1.0
			Palermo, Aaron D	1.0			-	1.0	1.0
			Payton, Marilyn J	1.0			-	1.0	1.0
			Perdue, Jack	1.0			-	1.0	1.0
			Picklo, Laura L	1.0			-	1.0	1.0
			Popham, Sybil A	1.0			-	1.0	1.0
			Ridgway, Margaret E	1.0			-	1.0	1.0
			Roberts, Theresa E	1.0			-	1.0	1.0
			Sorenson, Valerie	1.0			-	1.0	1.0
			Stewart, Jeremy R	1.0			-	1.0	1.0
			Veals, Bruce A	1.0			-	1.0	1.0
			Waskom, Katherine D	1.0			-	1.0	1.0

College of Engineering
Personnel Summary

By Office Requirement

				Run Date	04/22/10	Fall 2008			
Unit	Office	Position Category	Name	Count	Teaching	Research	Service	Other	Total
Computer	Office Nee	Staff (Non-Classified)		1.0			-	1.0	1.0
			Jones, Kay N	1.0			-	1.0	1.0
		Student Staff		37.0	21.0	5.0		11.0	37.0
			Agrawal, Anshul	1.0	1.0			-	1.0
			Booth, Jackson S	1.0	1.0				1.0
			Brobbey, Jennifer B	1.0				1.0	1.0
			Capehart, Joshua M	1.0	1.0				1.0
			Chandler, Lorayne	1.0		1.0			1.0
			Clark, Dereck R	1.0	1.0				1.0
			Deason, Mary	1.0				1.0	1.0
			Dotsy, Candyce D	1.0	1.0				1.0
			Evans, Chelsea B	1.0				1.0	1.0
			Garza, Marco	1.0		1.0			1.0
			Hill, Mark H	1.0	1.0				1.0
			Kebodeaux, Kourtney R	1.0	1.0				1.0
			Kosarek, Travis M	1.0	1.0				1.0
			Laky, John P	1.0	1.0				1.0
			Lowe, Georgia A	1.0				1.0	1.0
			Ma, Weiqin	1.0		1.0			1.0
			Manley, Kevin R	1.0	1.0				1.0
			McKaskle, Devin	1.0		1.0			1.0
			Moeller, Jonathan	1.0		1.0			1.0
			Noori, Saeed	1.0	1.0				1.0
			Pearce, David	1.0				1.0	1.0
			Pereira, Eunice	1.0				1.0	1.0
			Pierce, Ryon L	1.0				1.0	1.0
			Pounds, Lakeisha N	1.0	1.0				1.0
			Raborn, Paul A	1.0	1.0				1.0
			Ransom, Randolph T	1.0	1.0				1.0
			Reitmeyer, Bradley W	1.0				1.0	1.0
			Rieke, Dustin M	1.0	1.0				1.0
			Schuchardt, Evin	1.0	1.0				1.0
			Smith, Jason D	1.0	1.0				1.0
			Smith, Traci A	1.0				1.0	1.0
			Spratt, Chad A	1.0	1.0				1.0
			Tambe, Thierry	1.0	1.0				1.0
			Tolman, Lauren H	1.0				1.0	1.0
			Twitty, Brad D	1.0	1.0				1.0
			Webster, Patrick J	1.0	1.0				1.0
			Willmon, John K	1.0				1.0	1.0
		Support (Classified)		2.0			-	2.0	2.0
			Krenek, Adrienne M	1.0			-	1.0	1.0
			Simmons, Krista D	1.0			-	1.0	1.0

College of Engineering
Personnel Summary

By Office Requirement

Run Date 04/22/10 Fall 2008

Unit	Office	Position Category	Name	Count	Teaching	Research	Service	Other	Total
ENGINEERING TECHNOLOGYx				194.0	161.8	23.6	35.0	35.3	131.9
Office Needed				194.0	161.8	23.6	35.0	35.3	131.9
		Administrator-1		1.0	0.3		0.7		1.0
			Walter Buchanan	1.0	0.3		0.7		1.0
		Faculty-1		38.0	35.3	1.8	0.5		37.7
			Alex Fang	1.0	1.0				1.0
			Angie Price	1.0	1.0				1.0
			Arunachalam Narayanan	1.0	1.0				1.0
			Barry Lawrence	1.0	1.0				1.0
			Ben Zoghi	1.0	1.0				1.0
			Bimal Nepal	1.0	1.0				1.0
			Dan Jennings	1.0	1.0				1.0
			George Wright	1.0	1.0				1.0
			Ismail Capar	1.0	1.0				1.0
			Jay Porter	1.0	0.5	0.5			1.0
			Jeff Otey	1.0	1.0				1.0
			Joe Morgan	1.0	0.5	0.5			1.0
			Jorge Alvarado	1.0	0.7	0.3			1.0
			Jorge Dorribo-Camba	1.0	1.0				1.0
			Jorge Leon	1.0	1.0				1.0
			Jyhwen Wang	1.0	1.0				1.0
			Larry Till	1.0	1.0				1.0
			Louis McDaniels	1.0	0.7				0.7
			Malini Natarajarathinam	1.0	1.0				1.0
			Manoj Vanajakumari	1.0	1.0				1.0
			Matthew Whiteacre	1.0	0.5		0.5		1.0
			Michael Golla	1.0	1.0				1.0
			Michael Johnson	1.0	1.0				1.0
			Muhanmmad Hasan	1.0	1.0				1.0
			Nina Robson	1.0	1.0				1.0
			Norm Clark	1.0	0.5	0.5			1.0
			Rainer Fink	1.0	1.0				1.0
			Retha Groom	1.0	1.0				1.0
			Richard Hutchison	1.0	1.0				1.0
			Roger Lorenzo	1.0	1.0				1.0
			Ryan Beasley	1.0	1.0				1.0
			Sejun Song	1.0	1.0				1.0
			Sheng-Jen (Tony) Hsieh	1.0	1.0				1.0
			Todd Raborn	1.0	1.0				1.0
			Wayne Hung	1.0	1.0				1.0
			Wie Zhan	1.0	1.0				1.0
			William Sawaya	1.0	1.0				1.0
			Yifeng Ren	1.0	1.0				1.0
		staff		33.0	126.2	7.8	22.3	-	32.5
			Adam Farmer	1.0	0.5	-	0.5		1.0
			Bharani Nagarathnam	1.0		1.0			1.0
			Bill Coats	1.0			1.0	-	1.0
			Carmen Schumacher	1.0			1.0		1.0
			Charlie Mobley	1.0			1.0		1.0
			Dan Roberts	1.0			1.0		1.0
			Ellen Onderko	1.0	50.0		0.5		1.0
			Emma Carrigan	1.0			1.0		1.0
			Faye Greenwade	1.0			1.0		1.0
			Frank Cervantez	1.0			1.0		1.0
			Jay Johnson	1.0	0.7	-	0.3		1.0
			Jim Wilson	1.0			1.0		1.0
			John Macek III	1.0			1.0		1.0
			Karen Neely	1.0			1.0		1.0
			Kathryn Ellison	1.0			1.0		1.0
			Kaye Matejka	1.0	75.0	0.3			1.0
			Laura Reinisch	1.0			1.0		1.0
			Linda Menefee	1.0			1.0		1.0
			Maharajan Chidamabaram	1.0		1.0			1.0
			Meriwyn Shivers	1.0			1.0		1.0
			Metrisa Gonzales	1.0			1.0		1.0
			Necia Perdue	1.0			1.0		1.0
			Olga Storemski	1.0			1.0		1.0
			Peggy Jo Johnson	1.0			1.0		1.0

College of Engineering
Personnel Summary

By Office Requirement

Unit	Office	Position Category	Name	Count	Run Date				Total		
					04/22/10	Fall 2008	Teaching	Research		Service	Other
ENGINEER	Office Nee	staff	Pradip Krishnadevarajan	1.0		1.0			1.0		
			Ramana Gayam	1.0		1.0			1.0		
			Ray Kornoff	1.0				1.0		1.0	
			Senthil Gunasekaran	1.0		1.0				1.0	
			Sylvia Bernal	1.0				1.0		1.0	
			Sylvia Martinez	1.0				1.0		1.0	
			Taherian Hessam	1.0		0.5				0.5	
			Terri Tolson	1.0		1.0				1.0	
			Uday KomatReddy	1.0		1.0				1.0	
			graduate student			63.0		14.0	11.5	5.8	31.3
						Alagaraja, Meera	1.0			0.5	0.5
						Arjunan, Naveenan	1.0			0.5	0.5
						Ayyagari, Balakrishna	1.0			0.5	0.5
						Barkley, Brady	1.0		0.5		0.5
						Bhagawat, Pankaj	1.0		0.5		0.5
						Bhatt, Paras	1.0		0.5		0.5
						Bhimani, Shreyas	1.0		0.5		0.5
						Chandrasekaran, Vivek	1.0				0.5
						Chen, Po-Chun	1.0			0.5	0.5
			Chintapatla, Bharath	1.0		0.5		0.5			
			Deotale, Punit	1.0			0.5	0.5			
			Deshpande, Saurabh	1.0				0.5			
			Diwakaran, Ram Prasad	1.0		0.5		0.5			
			Eskandari Halvaih, Ali	1.0		0.5		0.5			
			Ferdous, Shahriar	1.0		0.5		0.5			
			Gao, Yue	1.0		0.5		0.5			
			Gomez, Jaime	1.0			0.5	0.5			
			Hu, Shiyu	1.0			0.5	0.5			
			Jayanty, Sri Satya K N	1.0			0.5	0.5			
			Joshi, Aditya	1.0		0.5		0.5			
			Kakumani, Rajanesh	1.0				0.5			
			Kamath, Aravind	1.0		0.5		0.5			
			Karimi, Reza	1.0		0.5		0.5			
			Kondle, Satyanarayana	1.0			0.5	0.5			
			Kotagiri, Mohith	1.0				0.5			
			Kulandaivelu, Thanigaivel	1.0			0.5	0.5			
			Kulkarni, Mandar	1.0		0.5		0.5			
			Kumar, Gaurav	1.0				0.5			
			Lin, Yen-Po	1.0			0.5	0.5			
			Madhavan, Srikanth	1.0				0.5			
			Manuel, Jacob	1.0		0.5		0.5			
			Mohanty, Sankalp	1.0		0.5		0.5			
			Murillo, Roberto	1.0			0.5	0.5			
			Padmanabhan, Pranesh	1.0		0.5		0.5			
			Park, Chan Hyun	1.0			0.5	0.5			
			Patwari, Krishna	1.0			0.5	0.5			
			Raghuraman, Rajesh	1.0			0.5	0.5			
			Sabbavarapu, Mahesh	1.0			0.5	0.5			
			Sadhasiva Mohan, Maniram	1.0			0.5	0.5			
			Salazar Molinares, Eric	1.0			0.5	0.5			
			Sekar, Ramnath	1.0			0.5	0.5			
			Seshadri, Swarooph	1.0		0.5		0.5			
			Shahinour, Shahram	1.0		0.5		0.5			
			Shiosaki, Dominic	1.0		0.5		0.5			
			Somani, Arpita	1.0		0.5		0.5			
			Somy, Midhun	1.0				0.5			
			Soriano, Guillermo	1.0			0.5	0.5			
			Sowers, Jason	1.0		0.5		0.5			
			Srinivas, Rangavittal	1.0		0.5		0.5			
			Sriperumbudur Thattai, C	1.0			0.5	0.5			
			Sunku, Udaya	1.0		0.5		0.5			
			Surendra Babu, Praveen K	1.0			0.5	0.5			
			Talukdar, Bedanta	1.0		0.5		0.5			
			Vakulabaranam Sridharan, S	1.0		0.5		0.5			
			Varadan, Sridhar	1.0		0.5		0.5			
			Varadarajan, Aditya	1.0			0.5	0.5			
			Velamati, Manasa	1.0				0.3			
			Viswanathan, Laxminarayanan	1.0				0.5			
			Vivekanandan, Nandakumar	1.0				0.5			

College of Engineering
Personnel Summary

By Office Requirement

Unit	Office	Position Category	Name	Count	Run Date				Total
					04/22/10	Fall 2008	Teaching	Research	
ENGINEER	Office Nee	graduate student	Wu, Kejia	1.0				0.5	0.5
			Wu, Zhenhua	1.0		0.5			0.5
			Yang, Wei	1.0				0.5	0.5
			Zhang, Liang	1.0		0.5			0.5
		Student		59.0	-			29.5	29.5
			Allen, Ethan	1.0				0.5	0.5
			Berryhill, Tyler	1.0				0.5	0.5
			Bittick, Alison	1.0				0.5	0.5
			Bolding, Mark	1.0				0.5	0.5
			Brosch, Kyle	1.0				0.5	0.5
			Bucek, Benjamin	1.0				0.5	0.5
			Camacho, Alyx	1.0				0.5	0.5
			Cervantez, Augustin	1.0				0.5	0.5
			Chang, Yu-Pei	1.0				0.5	0.5
			Chin, Andrew	1.0				0.5	0.5
			Christeson, Brandon	1.0				0.5	0.5
			Claunch, Kyle	1.0				0.5	0.5
			Coxe, Alexander	1.0				0.5	0.5
			Davis, Tim	1.0				0.5	0.5
			Daw, Phillip	1.0				0.5	0.5
			Dieterich, Tonya	1.0				0.5	0.5
			Dillard, Callie	1.0				0.5	0.5
			Dorrance, Nick	1.0				0.5	0.5
			Durbin, Donald	1.0				0.5	0.5
			Fleming, Robert	1.0				0.5	0.5
			Galisch, Christina	1.0				0.5	0.5
			High, Hudson	1.0				0.5	0.5
			Kahlich, James	1.0				0.5	0.5
			King, Raymond	1.0				0.5	0.5
			Ko, Ming-Cheng	1.0				0.5	0.5
			Kriksey, Joshua	1.0				0.5	0.5
			Krishnamurthy, Prabu	1.0				0.5	0.5
			Kwan, Dylan	1.0				0.5	0.5
			Li, Cheng	1.0				0.5	0.5
			McCracker, Joshua	1.0				0.5	0.5
			Meyer, Lauren	1.0				0.5	0.5
			Moreno, Stephanie	1.0				0.5	0.5
			Nair, Mahesh	1.0				0.5	0.5
			Peck, Stephen	1.0				0.5	0.5
			Pool, Kristin	1.0				0.5	0.5
			Rainey, Ryan	1.0				0.5	0.5
			Rani, Avinash	1.0				0.5	0.5
			Rasheed, Syed	1.0				0.5	0.5
			Reading, William	1.0				0.5	0.5
			Rivas, Jessica	1.0				0.5	0.5
			Roznovsky, Andrew	1.0				0.5	0.5
			Sambath, Srivaths	1.0				0.5	0.5
			Shivener, Greg	1.0				0.5	0.5
			Shuey, Laura	1.0				0.5	0.5
			Smith, Alexander	1.0				0.5	0.5
			Snider, Aubrey	1.0				0.5	0.5
			Svatek, Matthew	1.0				0.5	0.5
			Thiagarajan, Abishek Mouli	1.0				0.5	0.5
			Thomas, Landon	1.0				0.5	0.5
			Thomson, David	1.0				0.5	0.5
			Tolety, Anurag	1.0				0.5	0.5
			Turrubiartes, Rosalio	1.0				0.5	0.5
			Unknown, Harmeet Kaur	1.0				0.5	0.5
			Vela, Becky	1.0				0.5	0.5
			Washington, Jason	1.0				0.5	0.5
			Wetteland, Michael	1.0				0.5	0.5
			Wicker, Patrick	1.0				0.5	0.5
			Woll, Alex	1.0				0.5	0.5
			Yip, Justin	1.0				0.5	0.5
Grand Total				3,010.0	626.1	1,140.0	46.9	290.8	2,011.0

Special Use Space Request

Look College of Engineering Space Needs Assessment

Space Inventory

Look College of Engineering Space Needs Assessment

Space Inventory by Use

Fall 2008

MajorOrg Assigned Dept	SNAPS Room Type	SF	Rm Count	Average
Dean-Engineering		882,890	2,664	333.4
7000-DEAN-COLLEGE OF ENGINEERING		57,561	165	351.0
	Administrator	1,073	4	268.3
	Conference	1,515	4	378.8
	Grad Asst	8,442	33	255.8
	Office Service	1,721	21	82.0
	Research Laboratory	992	1	992.0
	Special use	25,005	42	595.4
	Staff (Non-Classified)	4,046	34	122.6
	Support (Classified)	3,821	10	382.1
	Teaching Laboratory	10,440	8	1,305.0
	CLASSROOM	506	8	63.3
7002-AEROSPACE ENGINEERING		97,768	276	355.5
	Administrator	1,039	6	173.2
	Conference	2,505	10	250.5
	Faculty	7,199	48	153.2
	Grad Asst	7,290	43	169.5
	Office Service	805	14	57.5
	Other Office	315	2	157.5
	Research Laboratory	54,150	63	859.5
	Special use	17,288	59	293.0
	Staff (Non-Classified)	3,276	15	218.4
	Support (Classified)	2,705	13	208.1
	Teaching Laboratory	1,196	3	398.7
7003-BIOMEDICAL ENGINEERING		30,106	94	320.3
	Conference	512	2	256.0
	Faculty	3,431	21	163.4
	Grad Asst	3,011	18	167.3
	Office Service	112	2	56.0
	Other Office	95	1	95.0
	Research Laboratory	15,207	28	543.1
	Special use	3,268	12	272.3
	Staff (Non-Classified)	2,683	7	383.3
	Support (Classified)	797	1	797.0
	Teaching Laboratory	990	2	495.0

Space Inventory by Use

Fall 2008

MajorOrg	Assigned Dept	SNAPS Room Type	SF	Rm Count	Average
Dean-Engin	7004-CHEMICAL ENGINEERING		92,450	255	362.5
		Administrator	305	1	305.0
		Conference	2,711	10	271.1
		Faculty	6,544	36	181.8
		Grad Asst	11,847	52	227.8
		Office Service	341	9	37.9
		Research Laboratory	50,863	94	541.1
		Special use	16,591	33	502.8
		Staff (Non-Classified)	3,248	20	162.4
	7006-CIVIL ENGINEERING		132,364	372	356.8
		Administrator	725	3	241.7
		Conference	3,917	13	301.3
		Faculty	16,403	94	174.5
		Grad Asst	19,145	90	215.1
		Office Service	853	7	121.9
		Research Laboratory	42,096	49	859.1
		Special use	27,830	48	579.8
		Staff (Non-Classified)	3,296	24	137.3
		Support (Classified)	6,796	14	485.4
		Teaching Laboratory	10,423	28	372.3
		CLASSROOM	880	2	440.0
	7007-COMPUTER SCIENCE		53,396	221	243.8
		Administrator	181	1	181.0
		Conference	2,931	9	325.7
		Faculty	8,186	55	148.8
		Grad Asst	15,896	79	203.8
		Office Service	83	3	27.7
		Other Office	232	2	116.0
		Research Laboratory	2,715	7	387.9
		Special use	14,738	35	421.1
		Staff (Non-Classified)	2,190	19	121.7
		Support (Classified)	1,940	5	388.0
		Teaching Laboratory	4,304	6	717.3

Space Inventory by Use

Fall 2008

MajorOrg	Assigned Dept	SNAPS Room Type	SF	Rm Count	Average
Dean-Engin	7008-ELECTRICAL ENGINEERING		113,654	368	308.8
		Administrator	436	2	218.0
		Conference	2,518	10	251.8
		Faculty	13,727	86	159.6
		Grad Asst	15,498	80	193.7
		Office Service	217	3	72.3
		Other Office	184	1	184.0
		Research Laboratory	45,842	97	472.6
		Special use	13,954	39	357.8
		Staff (Non-Classified)	4,088	16	255.5
		Support (Classified)	7,835	21	373.1
		Teaching Laboratory	9,355	13	719.6
	7012-ENGINEERING TECHNOLOGIES & INDUSTRIAL DESIGN		75,285	212	356.8
		Administrator	320	1	320.0
		Conference	1,471	10	147.1
		Faculty	6,803	42	162.0
		Grad Asst	1,525	10	152.5
		Office Service	475	13	36.5
		Other Office	1,714	6	285.7
		Research Laboratory	16,378	24	682.4
		Special use	15,842	31	511.0
		Staff (Non-Classified)	1,892	12	157.7
		Support (Classified)	4,143	23	180.1
		Teaching Laboratory	24,722	40	633.9
	7014-INDUSTRIAL ENGINEERING		34,256	108	317.2
		Administrator	386	1	386.0
		Conference	612	2	306.0
		Faculty	4,998	29	172.3
		Grad Asst	6,021	25	240.8
		Office Service	298	5	59.6
		Other Office	464	2	232.0
		Research Laboratory	4,912	5	982.4
		Special use	8,123	21	386.8
		Staff (Non-Classified)	1,302	8	162.8
		Support (Classified)	1,681	3	560.3
		Teaching Laboratory	4,931	5	986.2
		CLASSROOM	528	2	264.0

Space Inventory by Use

Fall 2008

MajorOrg	Assigned Dept	SNAPS Room Type	SF	Rm Count	Average
Dean-Engin	7016-MECHANICAL ENGINEERING		96,373	289	345.4
		Administrator	486	2	243.0
		Conference	2,497	11	227.0
		Faculty	9,054	61	148.4
		Grad Asst	10,678	54	232.1
		Office Service	36	1	36.0
		Research Laboratory	42,448	79	537.3
		Special use	16,279	34	508.7
		Staff (Non-Classified)	2,039	12	169.9
		Support (Classified)	4,485	20	224.3
		Teaching Laboratory	8,371	15	558.1
	7018-NUCLEAR ENGINEERING		33,642	121	278.0
		Administrator	200	1	200.0
		Conference	1,040	3	346.7
		Faculty	3,887	24	162.0
		Grad Asst	8,128	41	198.2
		Office Service	226	3	75.3
		Other Office	100	1	100.0
		Research Laboratory	8,983	12	748.6
		Special use	6,650	15	443.3
		Staff (Non-Classified)	3,148	18	174.9
		Teaching Laboratory	1,280	3	426.7
	7020-PETROLEUM ENGINEERING		50,996	140	364.3
		Administrator	477	2	238.5
		Conference	1,397	6	232.8
		Faculty	4,776	27	176.9
		Grad Asst	10,532	23	457.9
		Office Service	332	8	41.5
		Research Laboratory	13,719	22	623.6
		Special use	9,075	18	504.2
		Staff (Non-Classified)	1,952	13	150.2
		Support (Classified)	3,674	10	367.4
		Teaching Laboratory	3,907	9	434.1
		CLASSROOM	1,155	2	577.5

Space Inventory by Use

Fall 2008

MajorOrg	Assigned Dept	SNAPS Room Type	SF	Rm Count	Average
Dean-Engin	7030-MATERIAL SCIENCE (SCI & ENGR)		13,961	39	358.0
		Conference	364	1	364.0
		Faculty	821	5	164.2
		Grad Asst	1,526	9	169.6
		Office Service	67	1	67.0
		Research Laboratory	9,193	13	707.2
		Special use	919	4	229.8
		Staff (Non-Classified)	545	3	181.7
		Support (Classified)	276	2	138.0
		Teaching Laboratory	250	1	250.0
	ASCE Student Organization		1,078	4	269.5
		Research Laboratory	1,048	3	349.3

NOTES